

**MEGA
BLOKS**

PROBUILDER®

9736

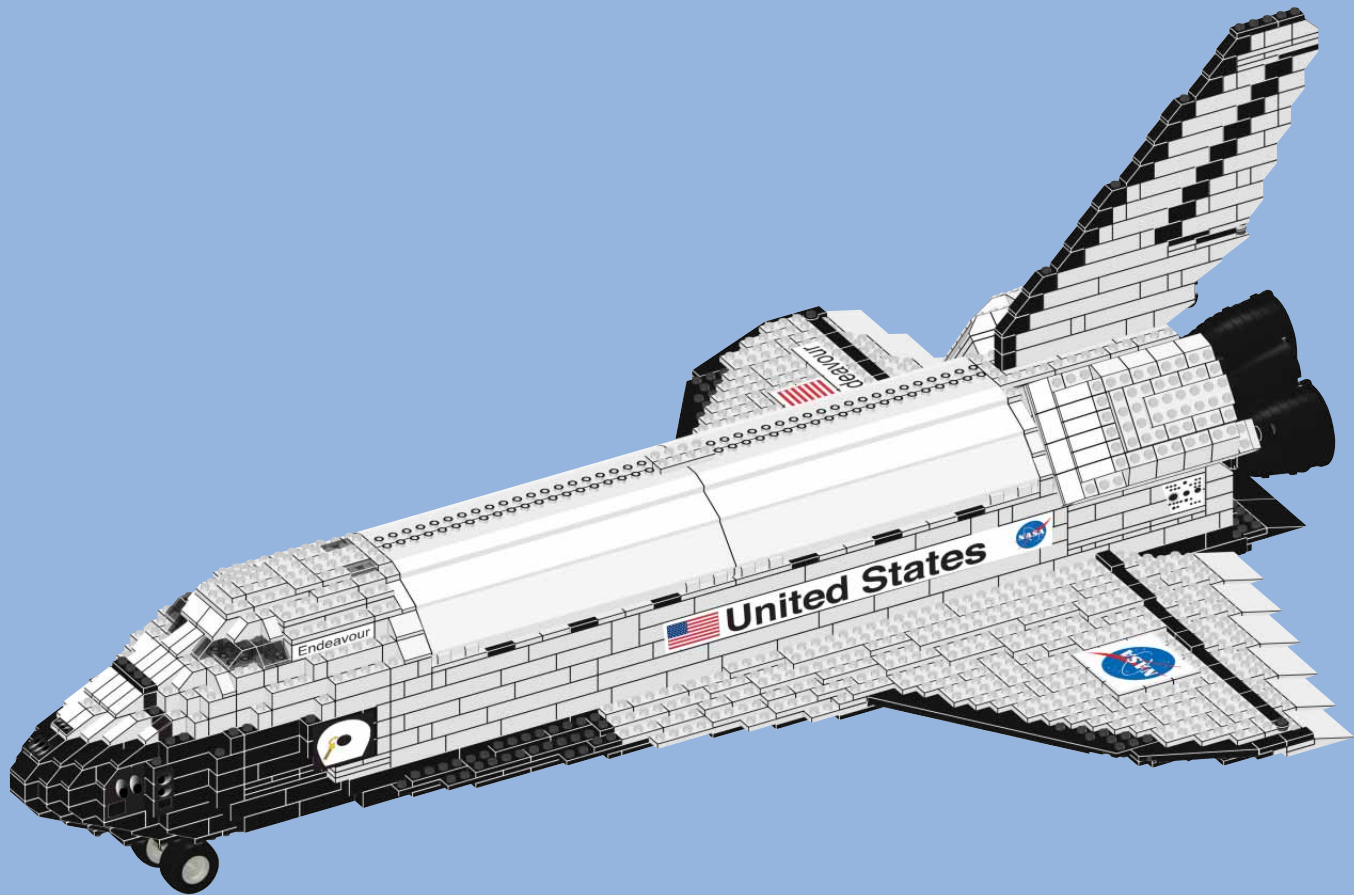


Ages / Años / Âges















Pieces / Piezas / Pièces















7+


















2005




9736 SPACE SHUTTLE PARTS LIST / LISTA DE PIEZAS / LISTE DE PIÈCES

	2x M0910F
	16x M0910N
	30x M1086E
	22x M1086F
	2x M1086WA
	50x M09013E
	52x M09013F
	2x M1133N
	35x M1087E
	34x M1087F
	13x M1313E
	12x M1313F
	63x M10233E
	30x M10233F
















	163x M09033E
	124x M09033F
	1x AM01555E
	1x AM02247E
	22x M09023E
	20x M09023F
	6x M1320N
	5x M1320A
	6x M1404N
	3x M1404A
	1x M1176E
	2x X097642F
	47x M1480E
	35x M1480F








	115x M09493E
	37x M09493F
	1x M09493N
	3x AM01531E
	1x AM01531N
	116x M09593E
	26x M09593F
	3x M09593N
	1x M1389E
	1x M1390E
	8x AM02268E
	67x M1314E
	20x M1314F
	102x M09393E
	43x M09393F
	10x M09393N
	7x AM09393JY

	3x M1113E
	9x M1113F
	27x AM1113JY
	36x M0948E
	9x M0948F
	3x AM01495F
	23x M1146F
	7x M1142N
	1x AM02215E
	1x AM02215A
	1x AM01748WA
	28x M02250E
	43x M02250F
	2x M02250WA
	2x M11241N
	6x AM01684JY
	8x M1312N
	8x AM1312JY









	29x M1322E
	34x M1322F
	2x M1322WA
	34x M1323E
	8x M1323F
	44x M10273E
	5x M10273F
	6x M10273N
	4x M10273WA
	8x M1417E
	10x M1417F
	3x M1418E
	12x M1418F
	14x M1154E
	7x M1154F
	6x M1154N
	11x M1139E

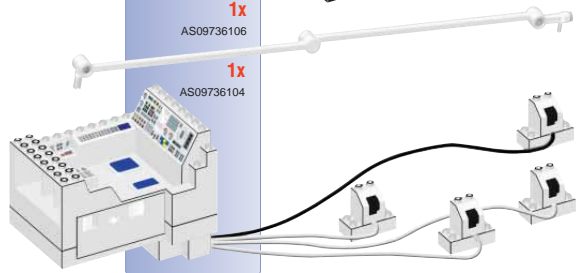
-  **3x**
M1139F
-  **8x**
M1132E
-  **12x**
M1346E
-  **3x**
M1346F
-  **1x**
M1325F
-  **1x**
M1326F
-  **4x**
AS09736204
-  **4x**
AS09736205
-  **2x**
M1367N
-  **3x**
M1148A
-  **5x**
M1419N
-  **1x**
M11632E
-  **1x**
M11632N
-  **1x**
M11631E
-  **1x**
M11631N
-  **2x**
M1137N

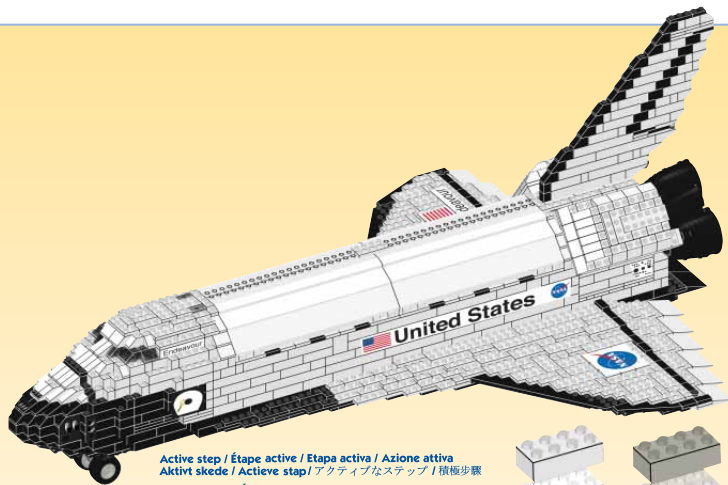
-  **3x**
M1119F
-  **3x**
M1120DO
-  **2x**
M11162E
-  **6x**
M11162F
-  **2x**
M11161E
-  **6x**
M11161F
-  **1x**
AM01683JY
-  **2x**
M1153E
-  **4x**
M1153N
-  **3x**
M1141F
-  **2x**
M1141N
-  **2x**
M11101E
-  **5x**
M11101N
-  **6x**
AM02237E
-  **10x**
AM02237F

-  **1x**
AM02252N
-  **1x**
AM2251N
-  **1x**
AM02054F
-  **3x**
AM01530E
-  **3x**
M9454F
-  **1x**
AM02055F
-  **4x**
AM02243E

-  **2x**
AM02254DO
-  **4x**
AM02255DO
-  **2x**
AM02253DO
-  **3x**
AM02242F
-  **6x**
AS09736302
-  **1x**
AS09736106
-  **1x**
AS09736104

-  **3x**
AS09736303
-  **3x**
X91122
-  **2x**
M1128F
-  **2x**
M1128E
-  **2x**
M1115N
-  **28x**
M1172E
-  **17x**
M1172F
-  **4x**
M9450F





Active step / Étape active / Etapa activa / Azione attiva
 Aktivt skede / Active step / アクティブなステップ / 積極步驟
 Previous step / Étape précédente / Etapa precedente
 Azione precedente / Föregående skedet / Vorige step
 前のステップ / 上一步驟



Color chart.

Charte de couleurs.

Cuadro cromático.

Quadro cromatico.

Färgtabell.

Kleurenkaart.

カラーチャート

色彩表



Adult assistance is required. / L'aide d'un adulte est requise. / Necesita ayuda de un adulto. / È necessario l'aiuto di un adulto. /
 Hjälp av en vuxen är nödvändigt. / Hulp van een volwassene is gewenst. / 大人の方が手伝ってあげる必要があります。 / 需要成年人協助



WARNING:

Choking hazard— Small parts.
 Not for children under 3 years.



AVERTISSEMENT:

Risque de suffocation. Ne convient pas à un enfant
 de moins de 3 ans - contient de petits éléments.



ADVERTENCIA:

Peligro de asfixia. No recomendado para niños
 menores de 3 años—contiene piezas pequeñas.



AVVERTENZA:

Rischio di soffocamento. Non adatta ad un bambino
 di età minore ai 36 mesi. Contiene parti piccole - non
 ingerire.



WARNING:

Risk for kvävning. Ikke egnet til barn under
 3 år - inneholder smådeler.



WAARSCHUWING:

Stikgevaar. Niet geschikt voor kinderen onder
 3 jaar - i.v.m. kleine onderdelen.




注意:

飲み込むと危険です。
 小さいパーツがあるので、
 3才以下の幼児には
 与えないでください。



不適于三岁以下儿童。




Active step / Étape active / Etapa activa / Azione attiva
 Aktivt skede / Active step / アクティブなステップ / 積極少數
 Previous step / Étape précédente / Etapa precedente
 Azione precedente / Følgende skedet / Yoiige step
 前のステップ / 上一步驟




1

1x 1x 1x




2

1x 4x




3

1x 1x 1x




4

8x




5

2x 2x




6

2x 2x




7

2x 2x 2x




8

2x 2x



9

2x 2x 2x 1x 2x




10

1x 2x 2x 2x



11


2x 2x 2x



12


2x 1x 3x 1x

1 2




13

1x 1x 2x



14


1x




15



3x



4x



16



8x



6x



2x



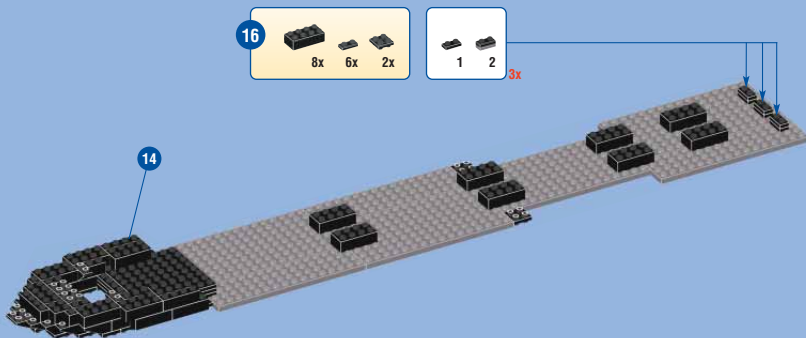
1




2

3x

14







Active step / Étape active / Etapa activa / Azione attiva
 Aktivt skede / Active step / アクティブなステップ / 積極少額
 Previous step / Étape précédente / Etapa precedente
 Azione precedente / Følgende skedet / Yorige step
 前のステップ / 上一步驟



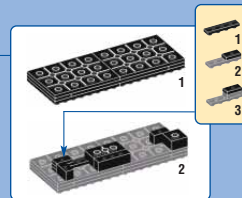
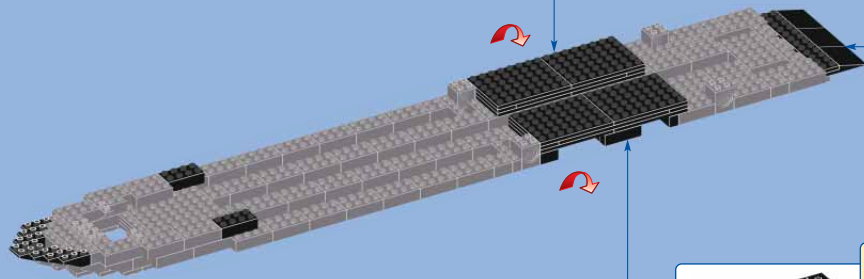
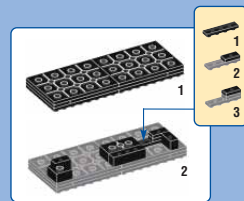

17




18



19

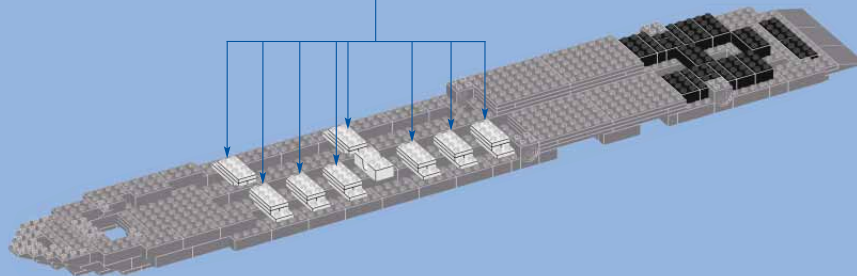





Active step / Étape active / Etapa activa / Azione attiva
 Aktivt skede / Actieve stap / アクティブなステップ / 積極少數
 Previous step / Étape précédente / Etapa precedente
 Azione precedente / Föregående skedet / Yovrige stap
 前のステップ / 上一步驟




20




21



22

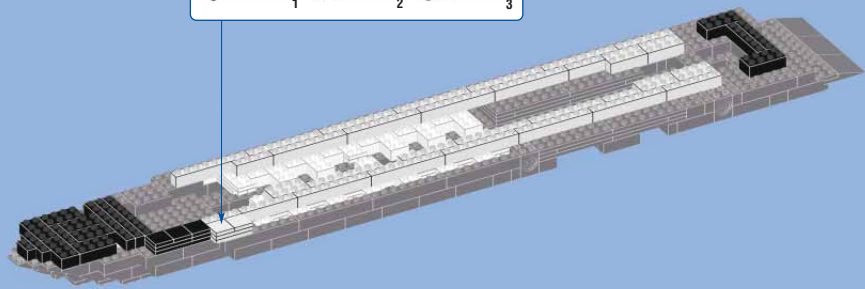





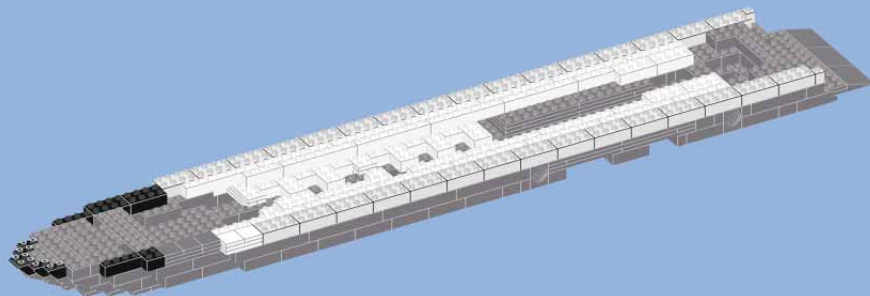
Active step / Étape active / Etapa activa / Azione attiva
 Aktivt skede / Actieve stap / アクティブなステップ / 積極少數
 Previous step / Étape précédente / Etapa precedente
 Azione precedente / Følgende skedet / Yovige stap
 前のステップ / 上一步驟




23



24

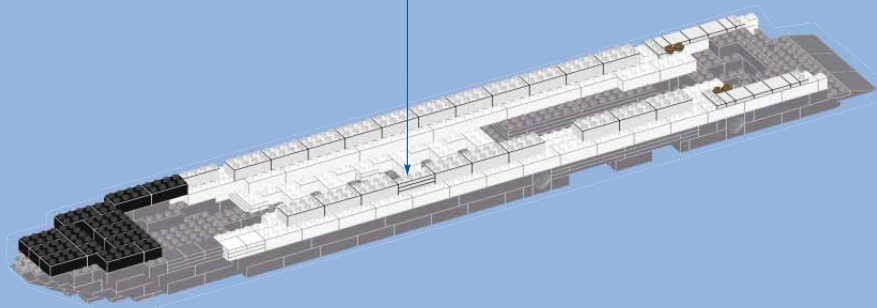




Active step / Étape active / Etapa activa / Azione attiva
 Aktivt skede / Actieve stap / アクティブなステップ / 積極少數
 Previous step / Étape précédente / Etapa precedente
 Azione precedente / Følgende skedet / Yorige stap
 前のステップ / 上一步驟



25



26



1x



4x



2x



1x



2x



2x



3x



3x



10x



3x



1x



5x



2x



1x



1



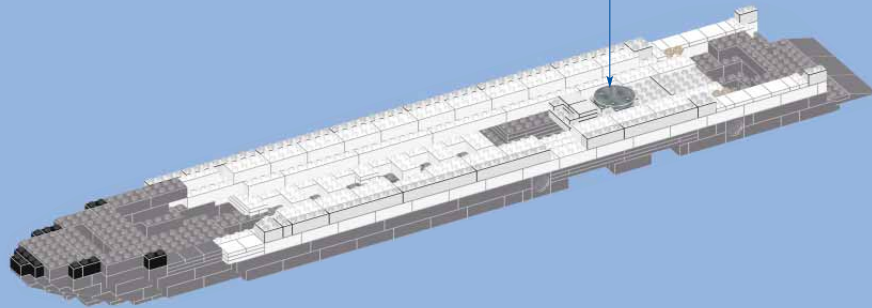
2




3



4

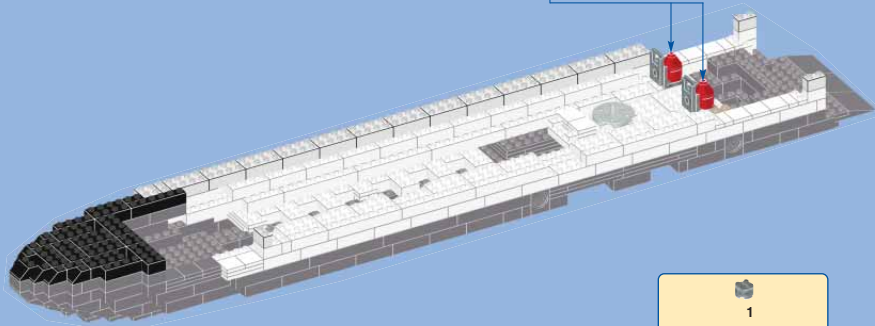




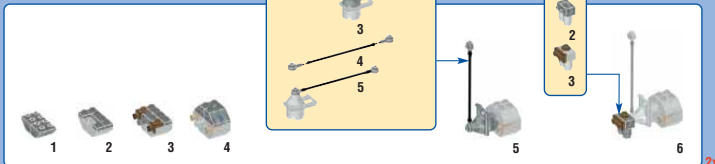
Active step / Étape active / Etapa activa / Azione attiva
 Aktivt skede / Active step / アクティブなステップ / 積極少數
 Previous step / Étape précédente / Etapa precedente
 Azione precedente / Følgende skedet / Yorige step
 前のステップ / 上一步驟



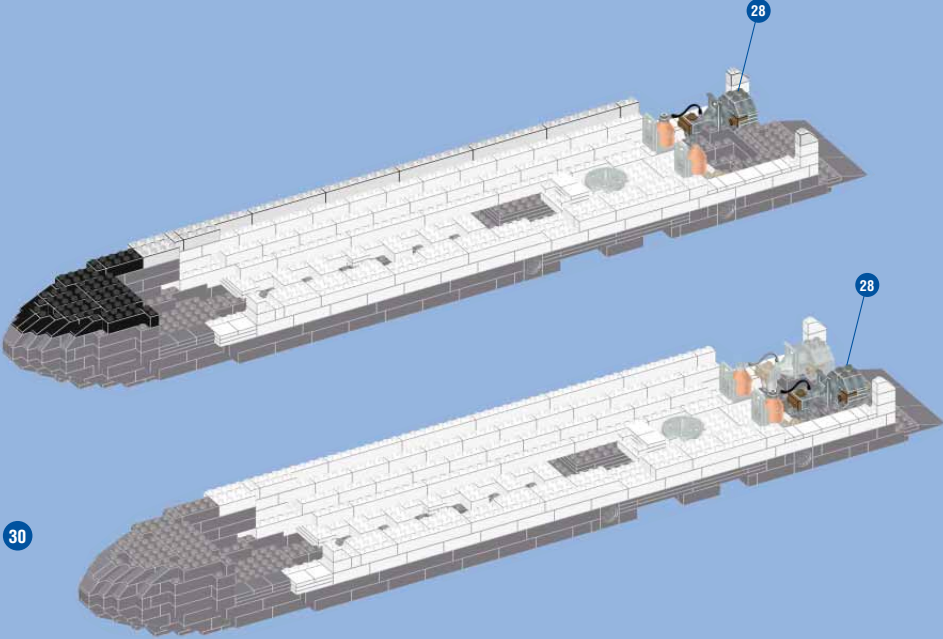
27




28



29





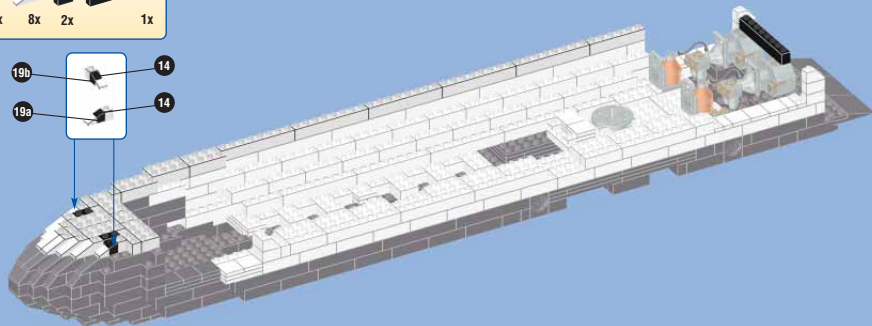
Active step / Étape active / Etapa activa / Azione attiva
 Aktivt skede / Active step / アクティブなステップ / 積極少數
 Previous step / Étape précédente / Etapa precedente
 Azione precedente / Føregående skedet / Yorige step
 前のステップ / 上一步驟



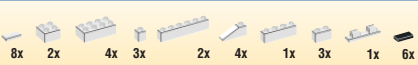
31



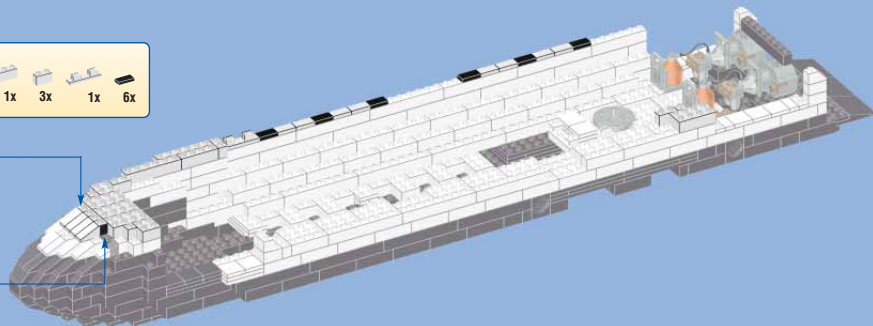
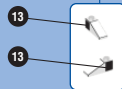
19a 1x 19b 1x 14 1x 2x

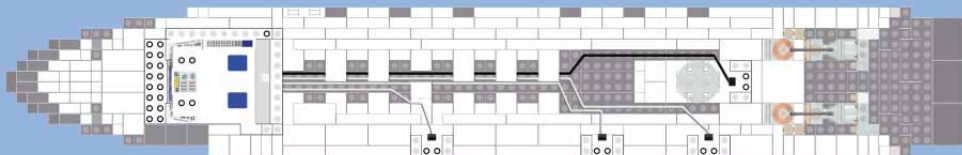
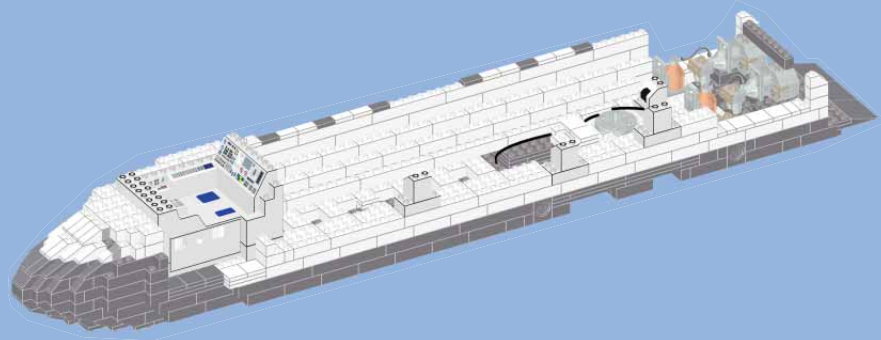
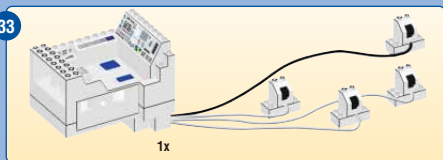



32



13 2x




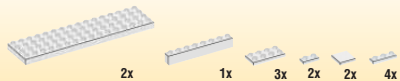




Active step / Étape active / Etapa activa / Azione attiva
 Aktivt skede / Active step / アクティブなステップ / 積極少數
 Previous step / Étape précédente / Etapa precedente
 Azione precedente / Føregående skedet / Vorrige step
 前のステップ / 上一步驟

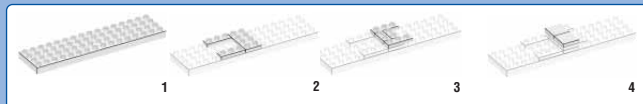


34



1

2

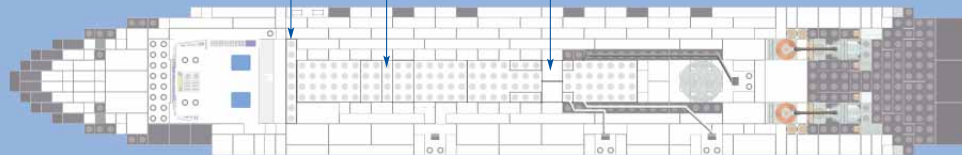


1

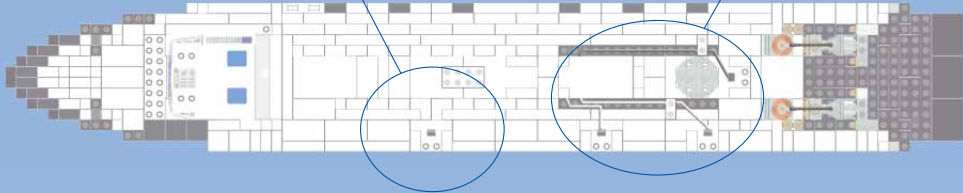
2


3

4



- 1x
- 2x

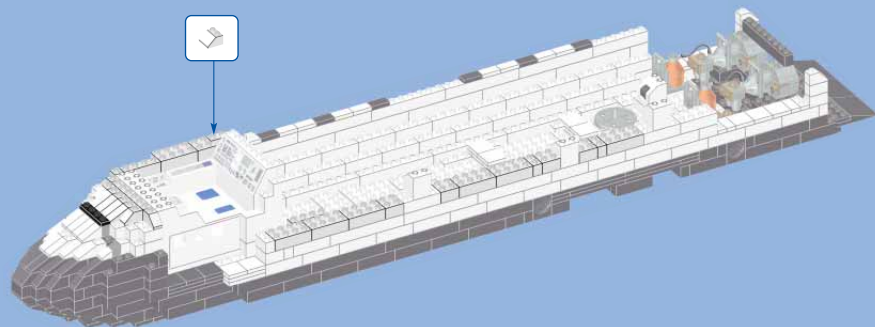




Active step / Étape active / Etapa activa / Azione attiva
 Aktivt skede / Actieve stap / アクティブなステップ / 積極少數
 Previous step / Étape précédente / Etapa precedente
 Azione precedente / Føregående skede / Yorige stap
 前のステップ / 上一步驟



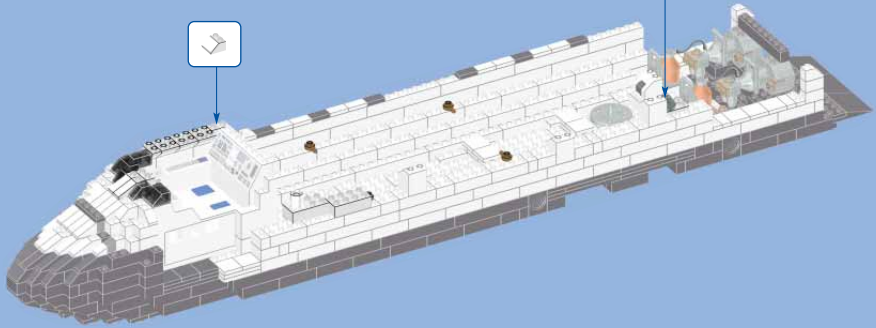
36




37

- 2x
- 1x
- 1x
- 1x
- 1x
- 3x
- 2x
- 1x
- 1x
- 3x
- 2x
- 4x

- 1
- 2

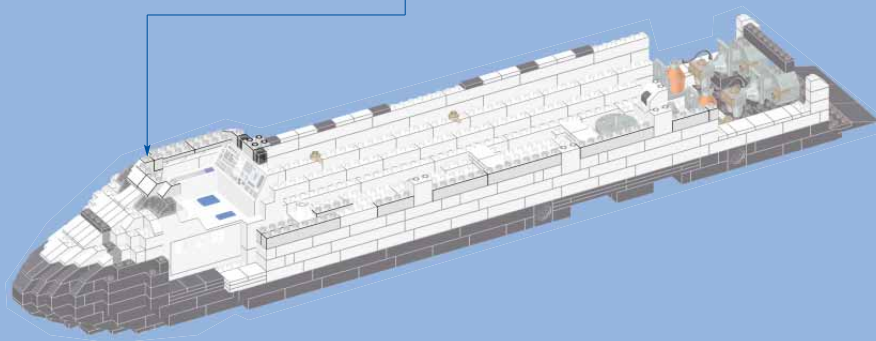


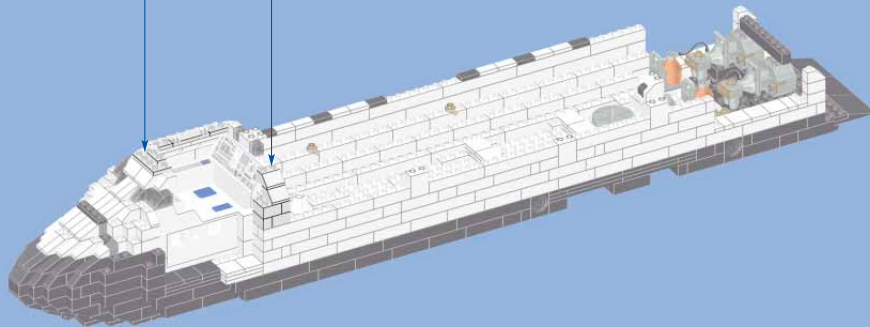



Active step / Étape active / Etapa activa / Azione attiva
 Aktivt skede / Actieve stap / アクティブなステップ / 積極少數
 Previous step / Étape précédente / Etapa precedente
 Azione precedente / Føregående skedet / Vorrige stap
 前のステップ / 上一步驟



38









Active step / Étape active / Etapa activa / Azione attiva
 Aktivt skede / Actieve stap / アクティブなステップ / 積極少數
 Previous step / Étape précédente / Etapa precedente
 Azione precedente / Føregående skede / Yorige stap
 前のステップ / 上一步驟

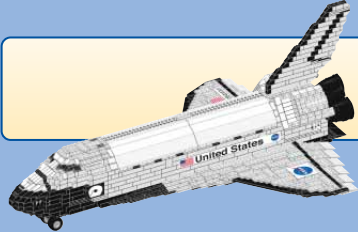


40



41

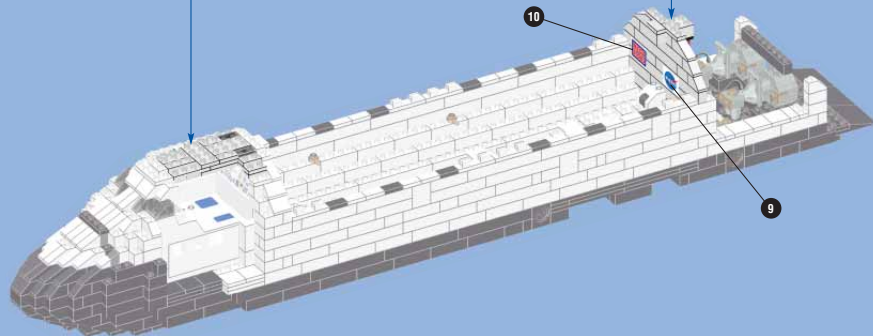
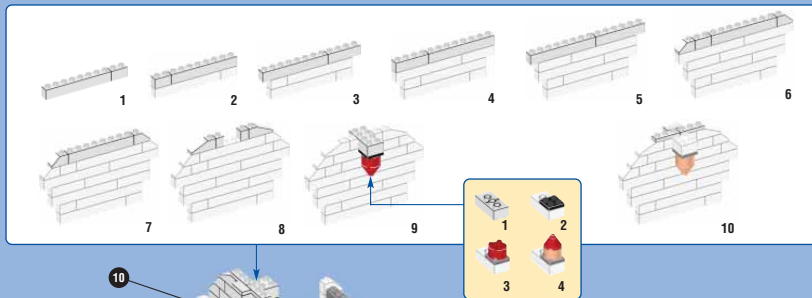
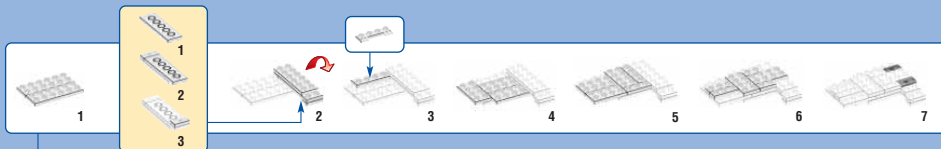
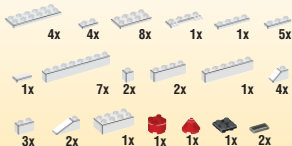




Active step / Étape active / Etapa activa / Azione attiva
 Aktivt skede / Actieve stap / アクティブなステップ / 積極少數
 Previous step / Étape précédente / Etapa precedente
 Azione precedente / Føregående skedet / Voorige stap
 前のステップ / 上一步驟

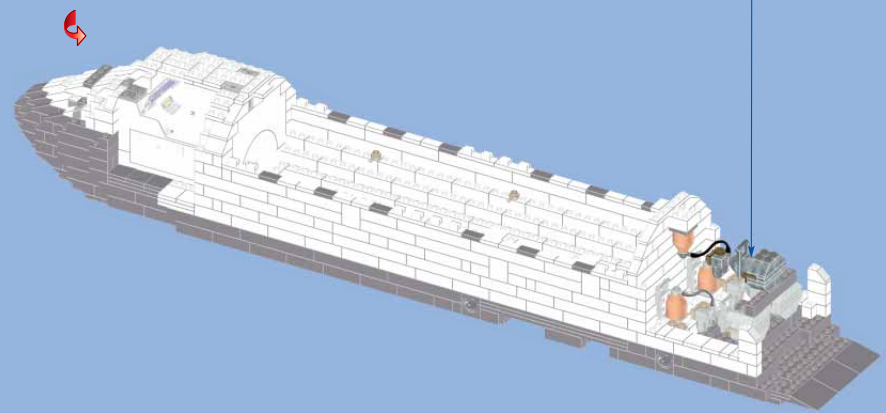
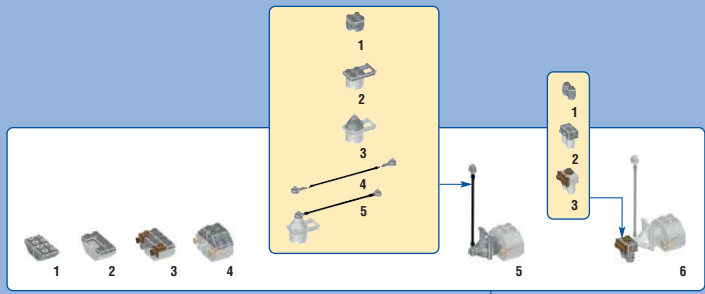



42



43

- 3x [1x2 grey Technic brick]
- 1x [1x2 grey Technic brick with hole]
- 2x [1x2 grey Technic brick with hole]
- 1x [1x2 grey Technic brick with hole]
- 2x [1x2 grey Technic brick with hole]
- 1x [1x2 grey Technic brick with hole]
- 2x [1x2 grey Technic brick with hole]
- 1x [1x2 grey Technic brick with hole]
- 1x [1x2 grey Technic brick with hole]
- 2x [1x2 grey Technic brick with hole]
- 1x [1x2 grey Technic brick with hole]
- 2x [1x2 grey Technic brick with hole]
- 1x [1x2 grey Technic brick with hole]
- 1x [1x2 grey Technic brick with hole]
- 1x [1x2 grey Technic axle]

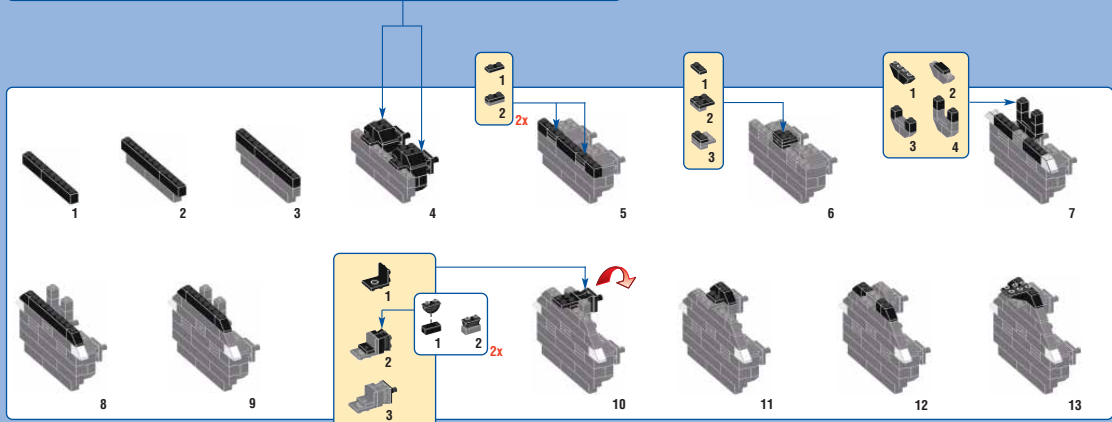





Active step / Étape active / Etapa activa / Azione attiva
 Aktivt skede / Active step / アクティブなステップ / 積極少数
 Previous step / Étape précédente / Etapa precedente
 Azione precedente / Følgende skedet / Yoiige step
 前のステップ / 上一步驟



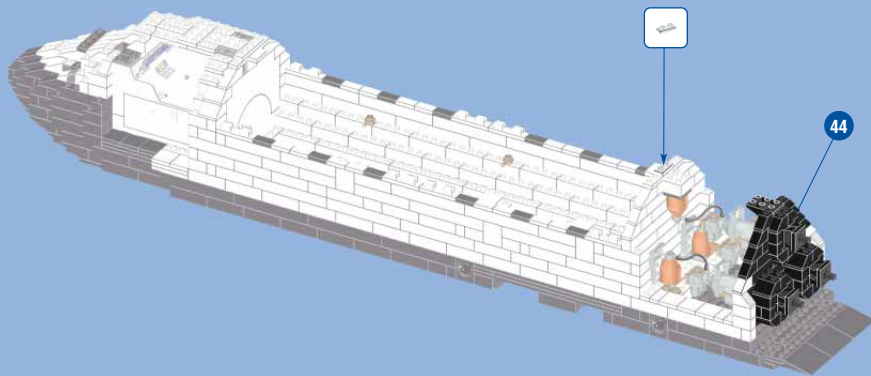
44



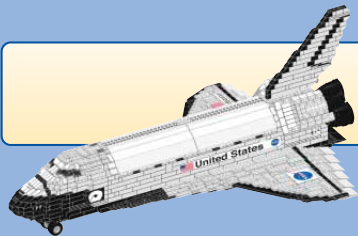
45



1x




44



Active step / Étape active / Etapa activa / Azione attiva
 Aktivt skede / Active step / アクティブなステップ / 積極少數
 Previous step / Étape précédente / Etapa precedente
 Azione precedente / Føregående skedet / Yorrigte step
 前のステップ / 上一步驟



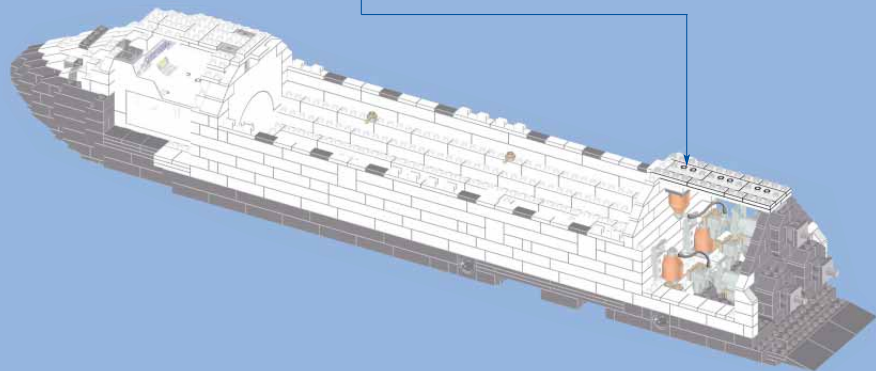
46




47



48






Active step / Étape active / Etapa activa / Azione attiva
Aktivt skede / Active step / アクティブなステップ / 積極少数
Previous step / Étape précédente / Etapa precedente
Azione precedente / Føregående skedet / Yovige stap
前のステップ / 上一步驟



55




2x




56



6x





Active step / Étape active / Etapa activa / Azione attiva
 Aktivt skede / Active step / アクティブなステップ / 積極少數
 Previous step / Étape précédente / Etapa precedente
 Azione precedente / Føregående skedel / Forrige stap
 前のステップ / 上一步驟



57
1x



58
6x




59
1x 2x 2x 2x



60
2x 2x 1x 2x



61
1x 1x 2x



62
1x 4x



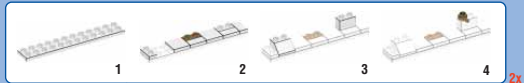






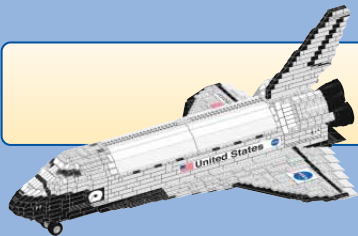
63
2x



64
2x 1x







Active step / Étape active / Etapa activa / Azione attiva
 Aktivt skede / Actieve stap / アクティブなステップ / 積極少數
 Previous step / Étape précédente / Etapa precedente
 Azione precedente / Følgende skedet / Yovige stap
 前のステップ / 上一步驟



71 1x




72 2x 8x



73 1x



74 6x 4x



75 1x 2x 2x 1x 2x



76 4x 2x 1x 2x



77 1x 2x 2x



78 2x 1x

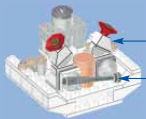
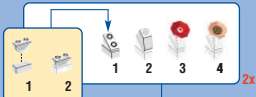


79 2x 1x 2x 2x 1x 2x 2x 1x

1 2 3 4 5

1 2 3 4

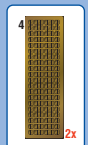
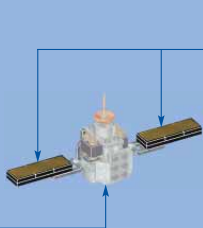
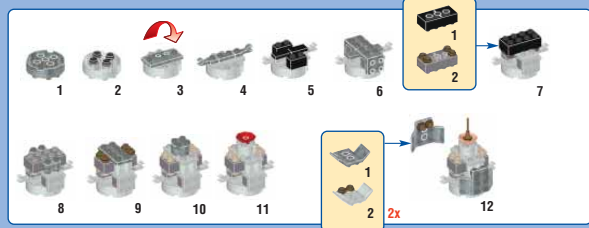
80




81




82



83

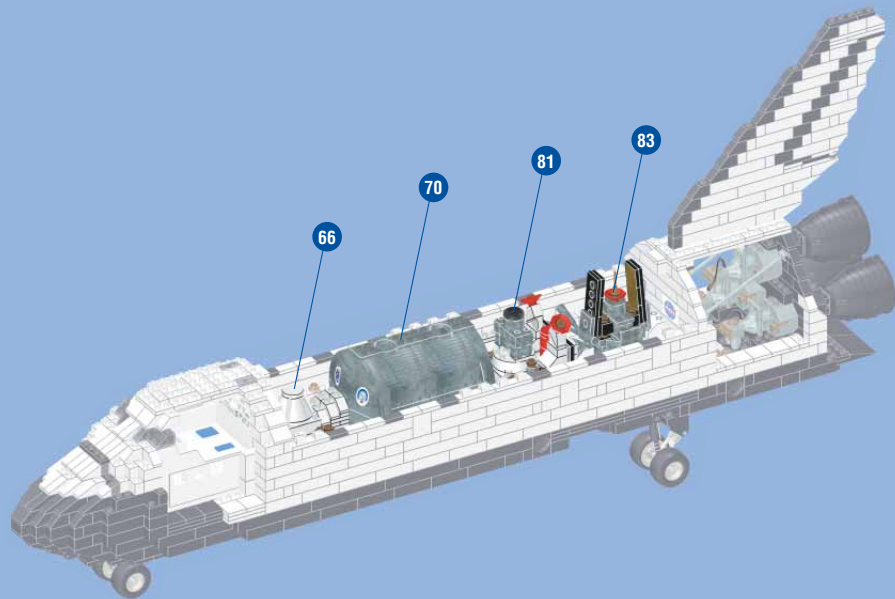


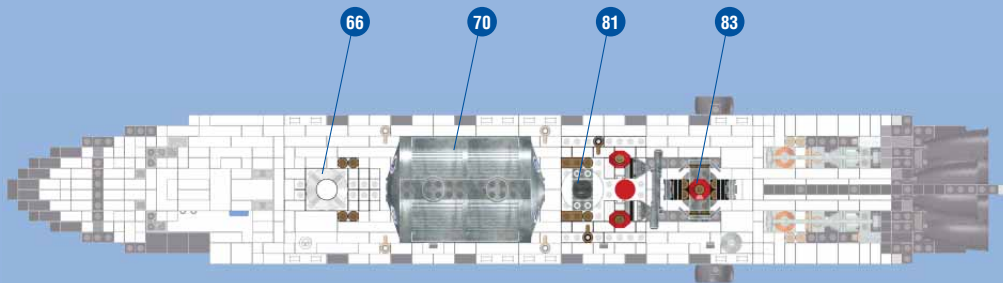



Active step / Étape active / Etapa activa / Azione attiva
 Aktivt skede / Actieve stap / アクティブなステップ / 積極少數
 Previous step / Étape précédente / Etapa precedente
 Azione precedente / Føregående skedet / Yovige stap
 前のステップ / 上一步驟



84



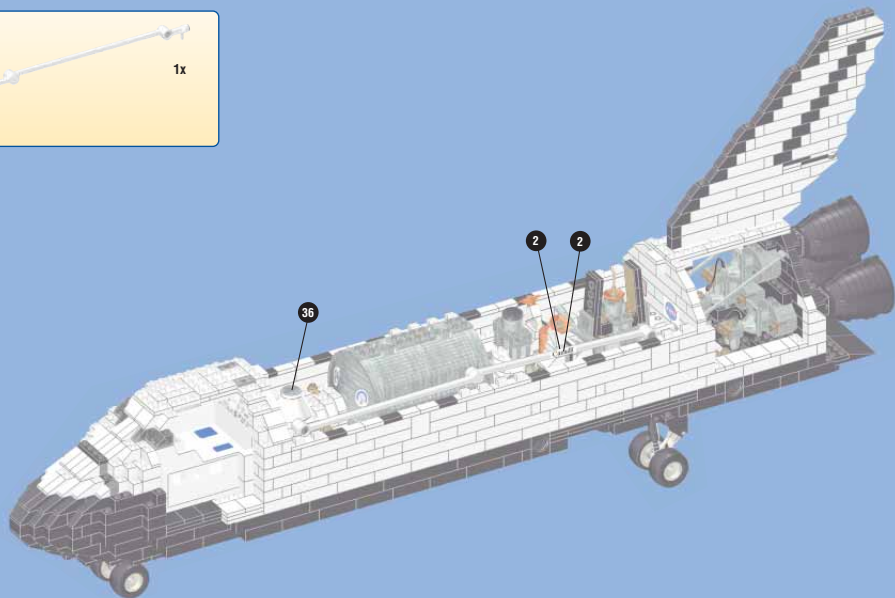




Active step / Étape active / Etapa activa / Azione attiva
 Aktivt skede / Actieve stap / アクティブなステップ / 積極少額
 Previous step / Étape précédente / Etapa precedente
 Azione precedente / Følgende skedet / Yovige stap
 前のステップ / 上一歩額




85



86



4x




Active step / Étape active / Etapa activa / Azione attiva
Aktivt skede / Active step / アクティブなステップ / 積極少額
Previous step / Étape précédente / Etapa precedente
Azione precedente / Föregående skedet / Vorige stap
前のステップ / 上一步驟





87



2x








Active step / Étape active / Etapa activa / Azione attiva
 Aktivt skede / Actieve stap / アクティブなステップ / 積極少數
 Previous step / Étape précédente / Etapa precedente
 Azione precedente / Föregående skedet / Yovige stap
 前のステップ / 上一步驟




89




90




91



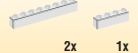
92



93



94



95


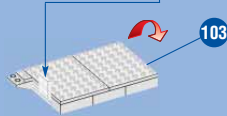



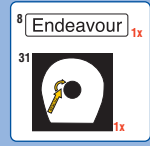
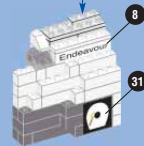



96



97



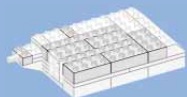





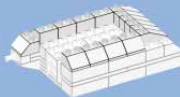
Active step / Étape active / Etapa activa / Azione attiva
 Aktivt skede / Active step / アクティブなステップ / 積極少數
 Previous step / Étape précédente / Etapa precedente
 Azione precedente / Føregående skede / Forrige step
 前のステップ / 上一步驟



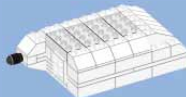
106



107



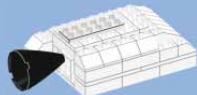
108




109



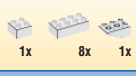
110



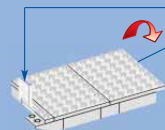

111



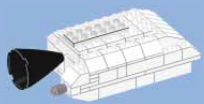


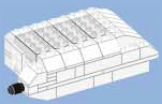

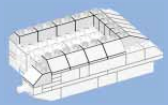



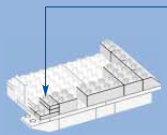
112




113



112





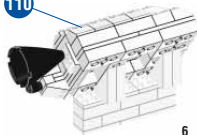
Active step / Étape active / Etapa activa / Azione attiva
 Aktivt skede / Active step / アクティブなステップ / 積極少數
 Previous step / Étape précédente / Etapa precedente
 Azione precedente / Føregående skede / Yöriige stap
 前のステップ / 上一步驟



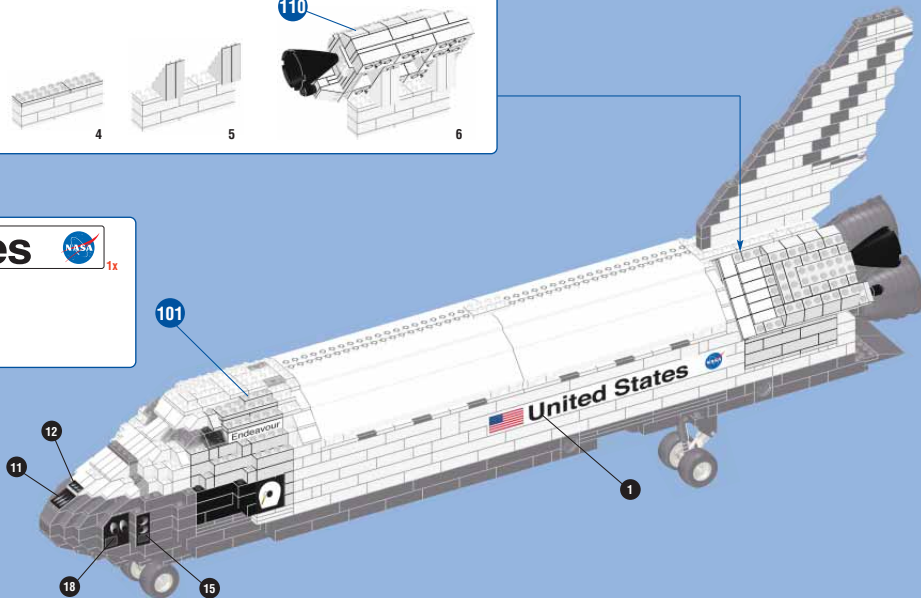
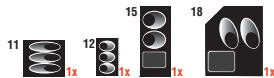
120

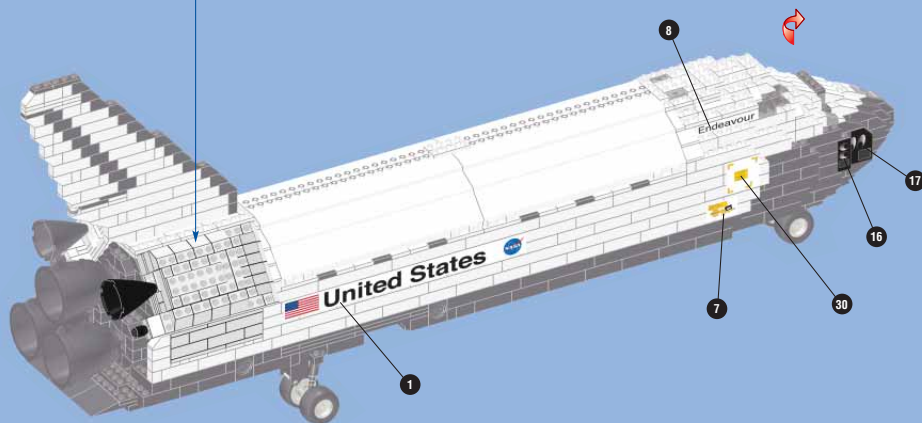
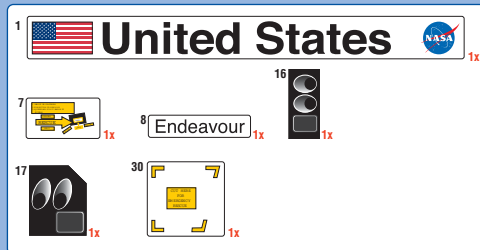
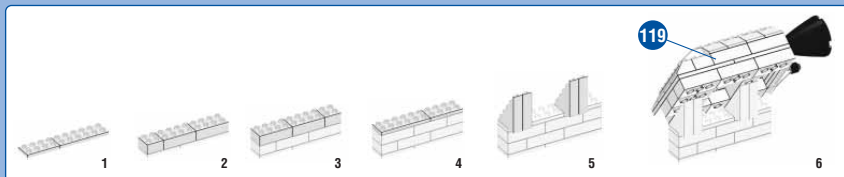


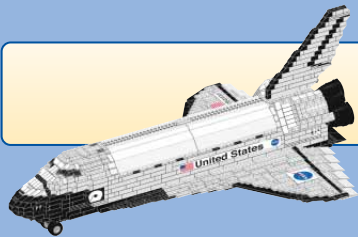
110



1  **United States**  1x








Active step / Étape active / Etapa activa / Azione attiva
Aktivt skede / Actieve stap / アクティブなステップ / 積極少數
Previous step / Étape précédente / Etapa precedente
Azione precedente / Føregående skedet / Voorige stap
前のステップ / 上一步驟




122

2x 3x 1x 2x




123

1x 1x 1x




124

1x 1x





125

1x




126

1x 2x 1x 2x 1x 2x





127


1x 1x 1x 1x 2x 1x 1x



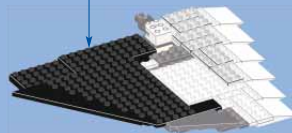
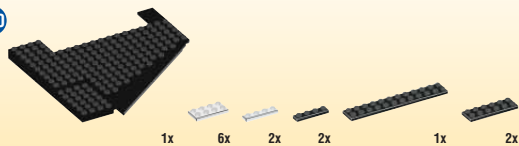
128




129



130





Active step / Étape active / Etapa activa / Azione attiva
 Aktivt skede / Activev stap / アクティブなステップ / 積極少數
 Previous step / Étape précédente / Etapa precedente
 Azione precedente / Föregående skedet / Yovige stap
 前のステップ / 上一步驟



131



1x 1x 2x



132



1x 1x 1x



133




1x




134



1x 1x 2x 2x 1x



135



3x 1x 1x 1x 1x 1x 1x



136



2x 1x 2x 1x 1x 1x




137



2x 1x 1x 2x 1x




138




139



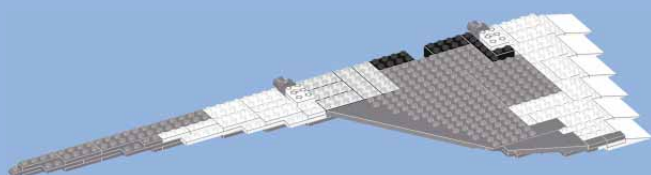
140




141



142






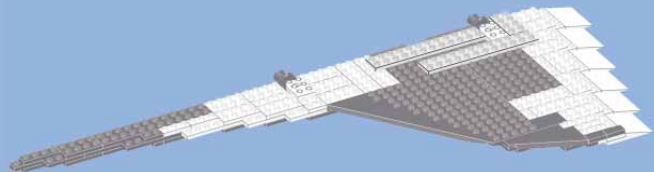
Active step / Étape active / Etapa activa / Azione attiva
 Aktivt skede / Active step / アクティブなステップ / 積極少數
 Previous step / Étape précédente / Etapa precedente
 Azione precedente / Føregående skedet / Forrige steg
 前のステップ / 上一步驟




143




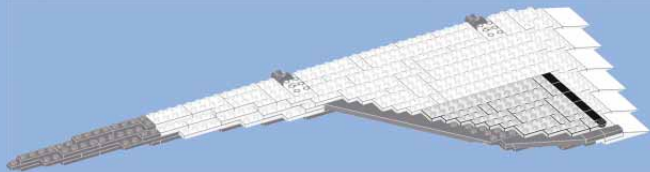

144




145




146





147




148




149




150




151




152



153

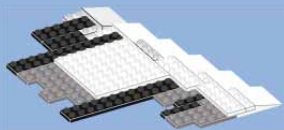







Active step / Étape active / Etapa activa / Azione attiva
 Aktivt skede / Active step / アクティブなステップ / 積極少數
 Previous step / Étape précédente / Etapa precedente
 Azione precedente / Føregående skedet / Yovige stap
 前のステップ / 上一步驟



154



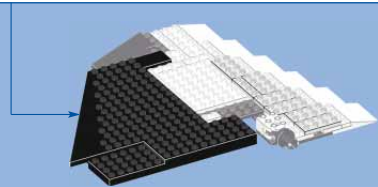

155



156




157




158




1x 1x 2x



159




1x 1x 1x



160




1x




161




1x 1x 2x 2x 1x



162



3x 1x 1x 1x 1x 1x 1x



163




2x 1x 2x 1x 1x 1x



164



2x 1x 1x 2x 1x



165



1x 1x 1x 1x



166




1x 1x 1x




167



1x 1x






Active step / Étape active / Etapa activa / Azione attiva
 Aktivt skede / Active step / アクティブなステップ / 積極少數
 Previous step / Étape précédente / Etapa precedente
 Azione precedente / Føregående skedet / Forrige step
 前のステップ / 上一步驟



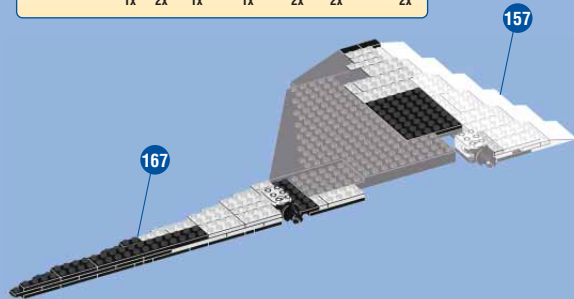
168




169



167



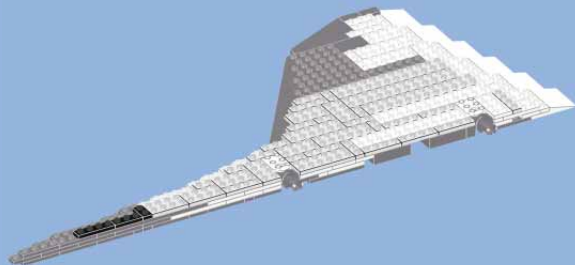
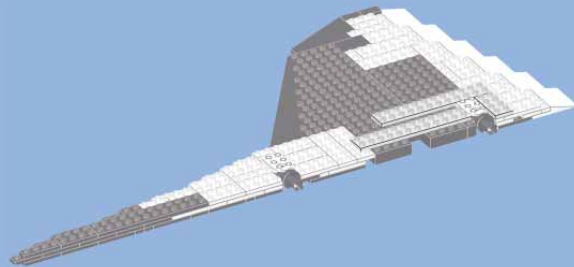
157





170



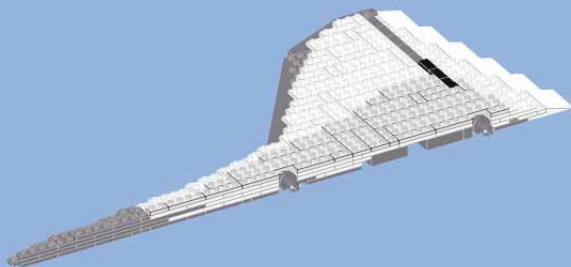

171




172



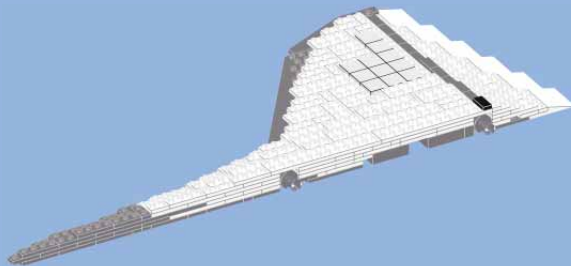
173




174



175

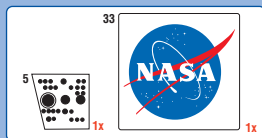




Active step / Étape active / Etapa activa / Azione attiva
 Aktivt skede / Active step / アクティブなステップ / 積極少數
 Previous step / Étape précédente / Etapa precedente
 Azione precedente / Føregående skedet / Yovige stap
 前のステップ / 上一歩驟



176

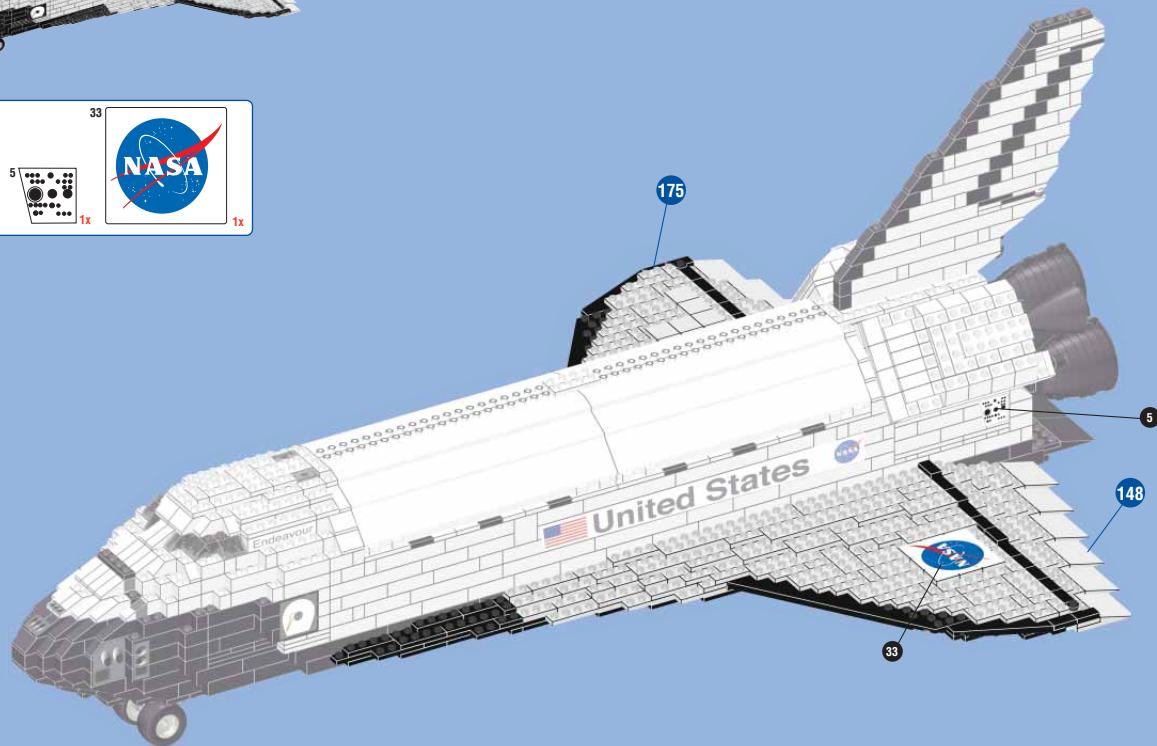


5

33

1x

1x

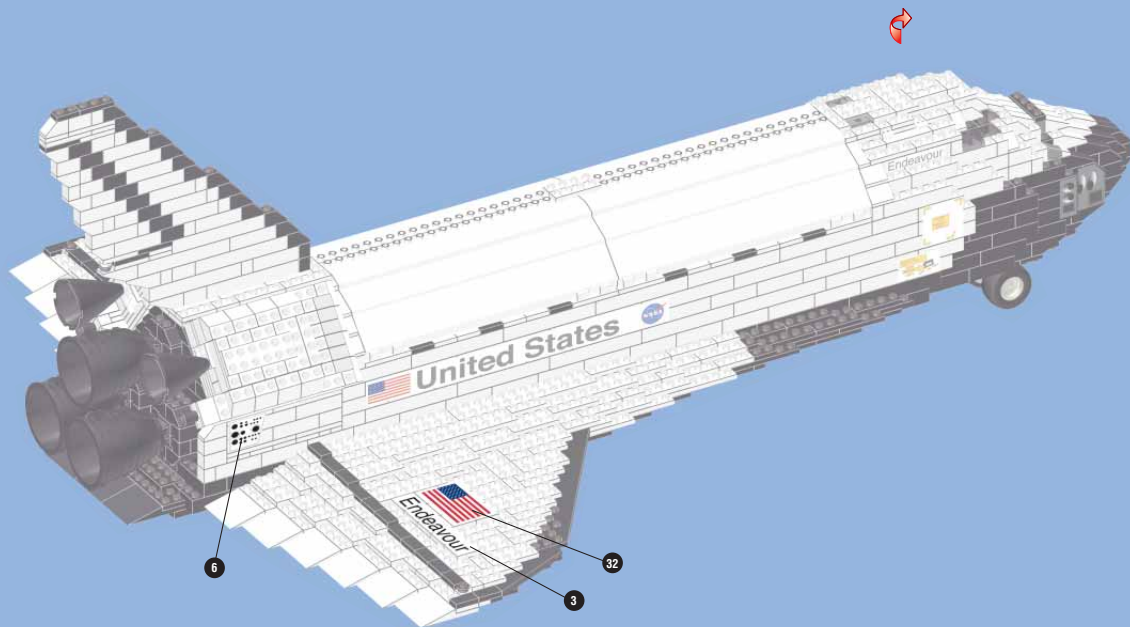
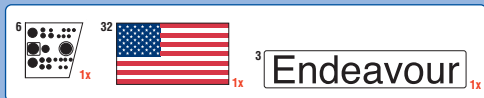


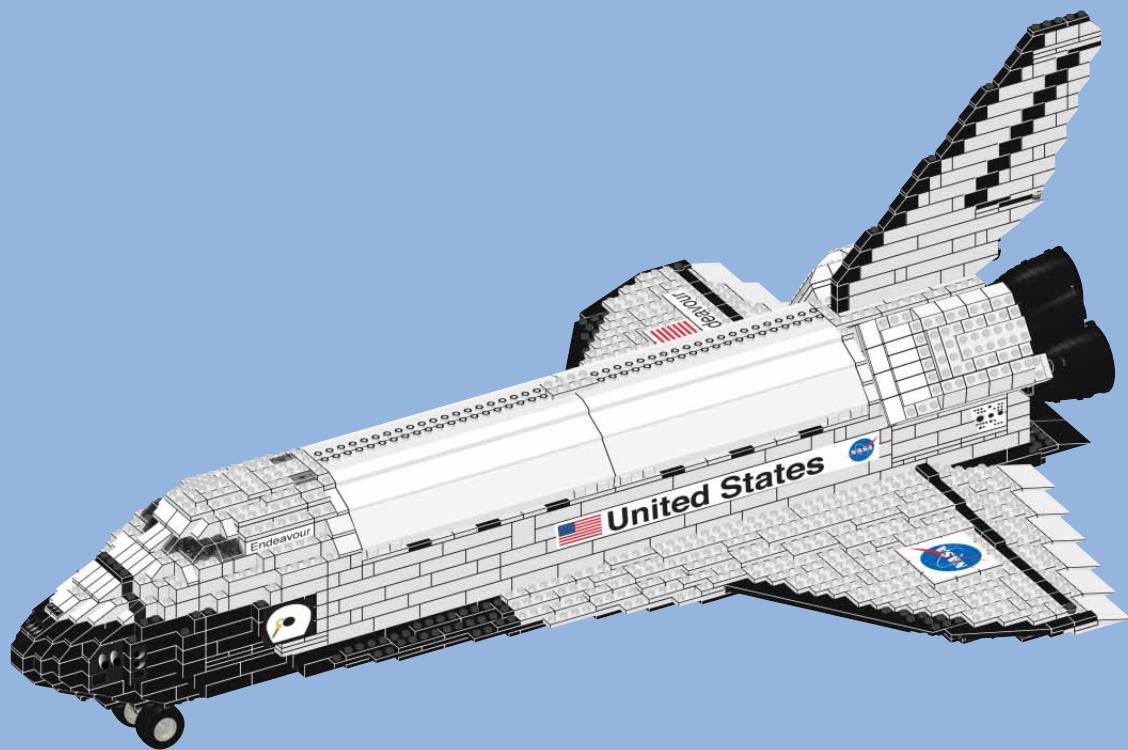
175

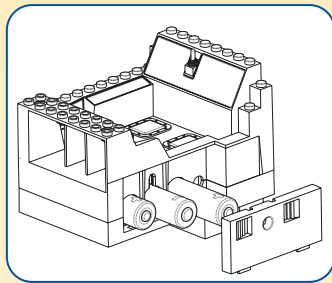
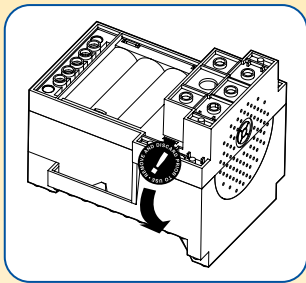
5

148

33







- Batteries included with this toy are for demonstration "TRY ME" purpose only. In order to get the best performance from this toy, we recommend that 3 fresh "AA" alkaline batteries be inserted prior to use.
- Las pilas incluidas con este juguete permiten activar el modo de demostración únicamente. A fin de lograr un funcionamiento óptimo, cámbielas por 3 pilas AA alcalinas nuevas antes de utilizar el juguete.
- Les piles incluses avec ce jouet ne servent que pour actionner le mode de démonstration. Afin de maximiser le rendement de ce jouet, nous recommandons d'installer 3 piles AA alcalines neuves avant de l'utiliser.
- Requires (3) 1.5V (AA, R-6, SUM-3) Batteries. 4.5V --- .15A. Non rechargeable batteries included.
- Requiere (3) pilas de 1.5V (AA, R-6, SUM-3). 4.5V --- .015A. Incluye pilas no recargables.
- Fonctionne à l'aide de (3) piles 1,5V (AA, R-6, SUM-3). 4,5V --- .015A. Piles fournies non rechargeables.

BATTERY INSTALLATION

- Use a Phillips (star-nose) screwdriver to unscrew the door of the battery compartment.
- Lift and remove the compartment door.
- Insert 3 AA-1.5V alkaline batteries according to the correct polarity shown.
- Replace the door and screw, being sure that it is not screwed in too tightly.

INSTALACIÓN DE LAS PILAS

- Utilice un destornillador en cruz (o con punta de estrella) para abrir la tapa del compartimiento de las pilas.
- Levante y retire la tapa del compartimiento de las pilas.
- Coloque 3 pilas alcalinas AA 1,5V respetando la polaridad indicada.
- Cierre la tapa y ajuste el tornillo, sin apretar demasiado.

MISE EN PLACE DES PILES

- Avec un tournevis cruciforme, dévisser la porte du compartiment à piles. Soulever et ouvrir la porte du compartiment.
- Mettre en place les 3 piles alcalines AA 1,5V suivant la polarité indiquée dans le compartiment.
- Remettre la porte en place et resserrer la vis. Ne pas trop serrer.

PROBLEMS? PLEASE DO NOT TAKE THIS TOY BACK TO THE STORE. / ¿TIENE PROBLEMAS? NO DEVUELVA EL JUGUETE AL COMERCIO DONDE LO ADQUIRIÓ. / VOUS AVEZ DES PROBLÈMES? ON VOUS PRIERAIT DE NE PAS RETOURNER VOTRE JOUET AU MAGASIN.

CONTACT US /
COMUNIQUESE CON NOSOTROS /
CONTACTEZ-NOUS :

1-800-465-MEGA
INFO@MEGABLOKS.COM

CAUTION: TO AVOID BATTERY LEAKAGE

1. Be sure to install the batteries correctly (see diagram) and always follow the toy and battery manufacturer's instructions.
2. Do not mix used and new batteries together. Do not mix alkaline, standard (carbon zinc) or rechargeable (nickel cadmium) batteries. Only batteries of the same type are to be used.
3. Always remove exhausted or dead batteries from the product and always remove batteries before extended storage.
4. Rechargeable batteries must be removed from the toy prior to re-charging. Rechargeable batteries are only to be charged under adult supervision.
5. Non rechargeable batteries are not to be recharged.
6. The supply terminal is not to be short circuited.
7. Batteries are to be inserted according to the correct polarity (see diagram)
8. How to remove and insert replaceable batteries, (see diagram)
9. Only batteries of the recommended type or of a similar type are to be used.

ADVERTENCIA: PARA EVITAR QUE LAS PILAS SE SULFATEN:

1. Asegúrese de colocar las pilas correctamente (ver diagrama) y de seguir las instrucciones de los fabricantes del juguete y de las pilas.
2. No mezclar pilas nuevas con pilas usadas ni tampoco acumuladores (níquel cadmio) o pilas de tipos diferentes (alcalina, carbón zinc).
3. Retire siempre las pilas agotadas o gastadas del juguete, especialmente si piensa guardarlo por tiempo prolongado.
4. Un adulto debe retirar las pilas del juguete antes de recargar las pilas recargables (siempre que las pueda retirar).
5. No recargue pilas que no sean recargables.
6. No origine cortocircuitos en los bornes del compartimiento de las pilas.
7. Coloque las pilas respetando la polaridad correcta, (ver diagrama)
8. Cómo sacar e introducir las pilas reemplazables, (ver diagrama)
9. Solamente deben utilizarse las pilas o acumuladores del tipo recomendado o de tipo similar.

AVERTISSEMENT: POUR ÉVITER LA FUITE DES PILES:

1. S'assurer d'installer les piles ou accumulateurs correctement (voir le diagramme) en suivant toujours les instructions du fabricant du jouet et des piles.
2. Différents types de piles ou accumulateurs ou des piles ou accumulateurs neufs et usagés ne doivent pas être mélangés. Différents types de piles (alcaline, carbone zinc) ou accumulateurs (nickel cadmium) ne doivent pas être mélangés.
3. Les piles et accumulateurs usagés doivent être enlevés du jouet, avant le rangement pour une longue période.
4. Les accumulateurs doivent être enlevés du jouet avant d'être chargés. Les accumulateurs ne doivent être chargés que sous la surveillance d'un adulte.
5. Ne jamais recharger des piles (non-rechargeables).
6. Les bornes d'une pile ou d'un accumulateur ne doivent pas être mises en court-circuit.
7. Les piles et accumulateurs doivent être mis en place en respectant la polarité, (voir le diagramme)
8. Comment enlever ou mettre en place les piles ou accumulateurs remplaçables, (voir le diagramme)
9. Seuls des piles ou accumulateurs du type recommandé ou d'un type similaire doivent être utilisés.



Spacelab Module
Módulo del laboratorio espacial tripulado
Module de laboratoire spatial



Satellite / *Satélite* / *Satellite*



Payload Pallet
Paleta para carga útil
Palette de charge utile



Main Engine bay
Compartimiento del motor principal
Compartment du moteur principal



Authentic voice and sound FX
Efectos especiales de sonido y voz auténticos
Voix et effets sonores authentiques



Manipulator System
Sistema de manipulación
Système de manipulation

