

MEGA
CONSTRUX™

HALO



FDY56

4x
M1113ZD



3x
MA1113APD



2x
AM18592AGV



1x
AM74300APD



1x
AM74299APD



1x
AM76060F



4x
MA1140APD



2x
MA12251APD



1x
AM74415APD



2x
MA17003AGV



1x
MA17787AGV



4x
MA17127APD



4x
MA15258APD



4x
AM08412AGV



2x
M0910ZD



4x
MA1086APD



1x
MA04428APD



2x
AM16636APD



1x
AM18287F



1x
AM18260F



8x
MA09393APD



2x
MA09393F



2x
MA16680APD



2x
MA18901AGV



1x
MA73758APD



8x
MA07590APD



4x
MA09198AGV



5x
MA022501APD



2x
AM76467F



2x
MA72000AGV



2x
AM17130APD



2x
AM17129APD



4x
MA09835APD



1x
MA15481APD



1x
MA15480APD



2x
MA18549APD



2x
AM19165APD



2x
MA17128APD



3x
MA04429APD



1x
MA1322APD



4x
MA17522APD



1x
AM17064AGV



1x
AM17065AGV



14x
MA18232F



10x
MA09013APD



4x
MA07658APD



8x
MA17502APD



5x
MA09013JU



2x
AM18601APD



4x
AM01404AGV



1x
AM18273MM



6x
MA18658APD



1x
AM72249F



1x
MA73906AGV



1x
AM18628F



4x
AM17601AGV



2x
MA1141APD



1x
MA18666APD



1x
MA18665APD



1x
AM73009F



1x
MA18543MM



1x
MA03484F



1x
MA03485F



1x
MA18293APD



4x
MA18671APD



4x
MA15484APD



2x
MA15484AUM



9x
MA18223F



8x
MA03773APD



2x
MA03773F



4x
MA1146APD



1x
AM73862AGV



4x
AM16641APD



4x
MA10273APD



7x
MA1154APD



4x
MA17153APD



1x
MA72233AGV



2x
MA1314JU



6x
MA1314APD



2x
MA72600F



2x
MA18328APD



1x
MA18329APD



8x
MA03772APD



2x
MA03772JU



1x
MA1323F



2x
MA1323APD



4x
MA1139APD



1x
AM18593AGV



2x
AM17116F




2x
MA09593APD



1x
AS-FDY56-02



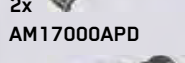
1x
AM03324APD



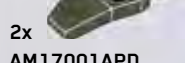
1x
AM03323APD



2x
AM17000APD



2x
AM17001APD



1x
AM18736APD



6x
AM74718MY



2x
AM19397AGV



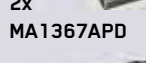
1x
AM17002AMD



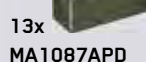
1x
AM17067AGV



2x
MA1367APD



13x
MA1087APD



4x
MA1087F



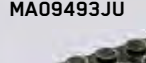
1x
MA09493F



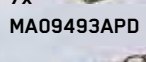
1x
MA09493JU



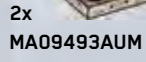
7x
MA09493APD



2x
MA09493AUM



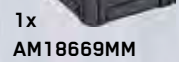
3x
MA09033APD



1x
AM18670MM



1x
AM18669MM



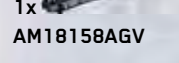
1x
AM18253AGV



1x
AM18158AGV




2x
MA16959APD



4x
MA07475APD



2x
AS-FDY56-01




2x
MA18275APD



1x
AM76357AUM




1x
AM17159AGV




2x
MA09292APD



2x
MA1313APD



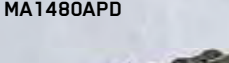
2x
MA1480APD




1x
AM72432APD



1x
AM72433APD



1x
AM17063APD



1x
MA18298APD



2x
MA17845F



2x
MA08483APD



1x
AM18296APD



3x
MA18845AUM



2x
AS-FDY56-03



2x
AS-FDY56-04



2x
AM19202JZ



1x
AM19982F



1x
AM72526F



1x
AM16700F





1x
FIG-FDY56-A



Please read these instructions carefully before first use and keep them for future reference.
 Il est recommandé de lire attentivement ce feuillet avant la première utilisation et de le conserver pour référence future.
 Leer estas instrucciones cuidadosamente antes de la primera utilización y guardarlas para referencia futura.
 Leia as instruções antes do primeiro uso e guarde-as para futura referência.
 Leggere le istruzioni prima di cominciare ad usare il gioco e conservarle per referenze future.
 Die Gebrauchsanleitung bitte durchlesen und aufbewahren.
 Proszę uważnie przeczytać instrukcję obsługi przed pierwszym użyciem, a następnie zachować ją na przyszłość.
 Wij raden u aan deze handleiding zorgvuldig te lezen en te bewaren voor eventuele raadpleging op een later tijdstip.
 Внимательно прочитайте инструкцию перед первым использованием и сохраните ее для дальнейшего использования.
 Vær venlig at læse disse instruktioner omhyggeligt inden ibrugtagten og opbevar dem til fremtidigt brug.
 Läs noggrant igenom dessa instruktioner innan du använder produkten för första gången och spara dem för ev. framtida frågor.
 Les disse instruksjonene nøye før første gangs bruk, og ta vare på dem for fremtidig oppslag.
 Lue nämä ohjeet huolellisesti ennen ensimmäistä käyttöä ja säilytä ne myöhemmää tarvetta varten.
 Διαβάστε προσεκτικά τις οδηγίες πριν από τη χρήση και κρατήστε τις για μελλοντική αναφορά.
 İlk kullanımdan önce talimatları dikkatlice okumanızı ve bu bilgileri ileride tekrar bakabilmek için saklamanızı öneririz.
 第一次使用前，请仔细阅读本说明书并保留以备将来参考。
 初めてご使用になる前に、この説明書をよくお読みください。また、本書は将来いつでも参照できるように保管してください。
 يجب قراءة هذه التعليمات بعناية قبل الاستخدام والاحتفاظ بها للعودة إليها مستقبلاً.





Spartan Orbital



ASSAULT RIFLE



2x
FRAG GRENADE



TARGET LOCATOR



SOCOM



6 rebuild ideas! / 6 idées de construction!
i6 ideas para construirlo!

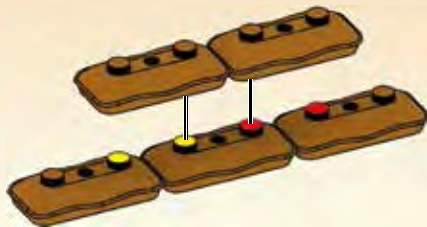


megaconstrux.com

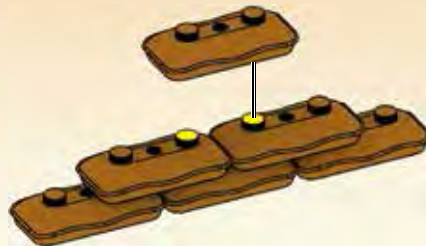


1

6X



1



2



3



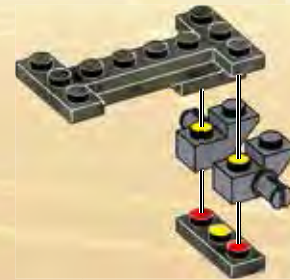
1

1X 1X 1X



2

1X 1X 1X



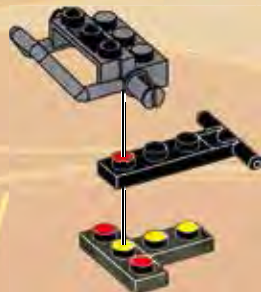
1



2

3

1X 1X 1X 1X



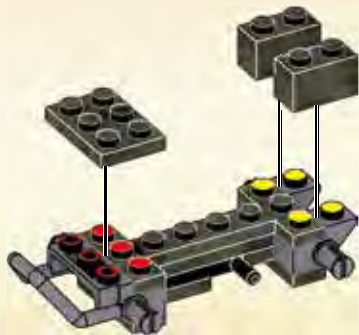
1

4



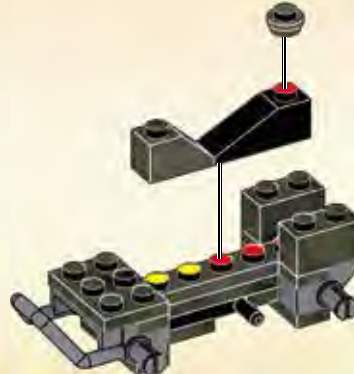
5

1X 2X



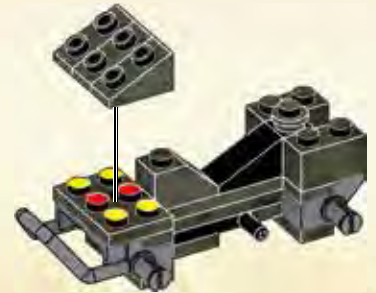
6

1X 1X 1X



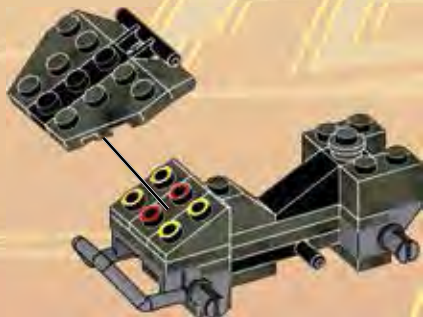
7

3X



8

1X 1X 1X



9

1X 1X 1X 1X



10



2X



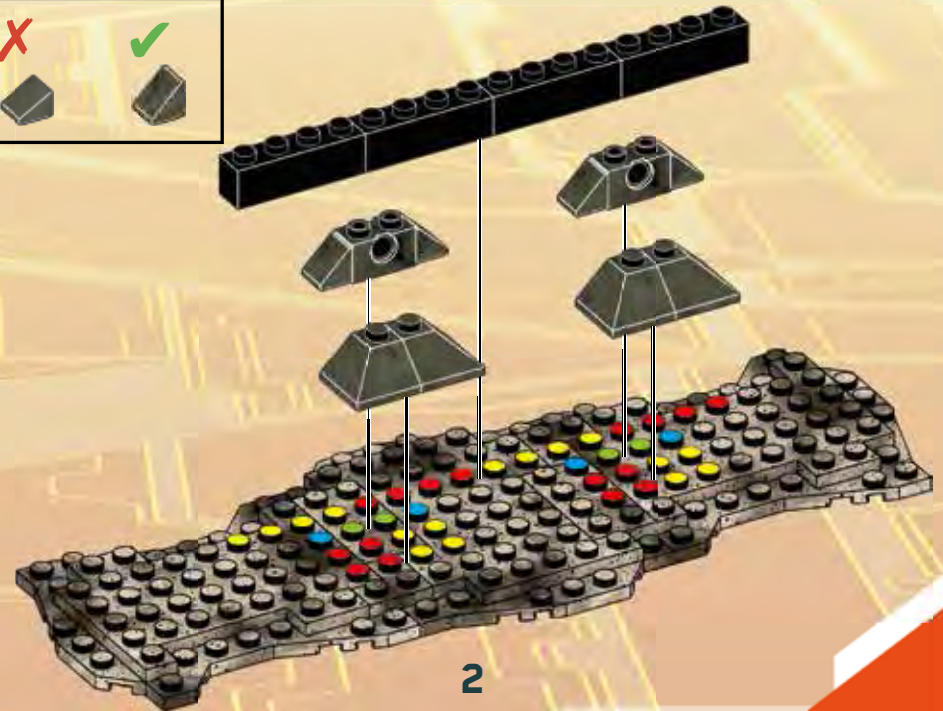
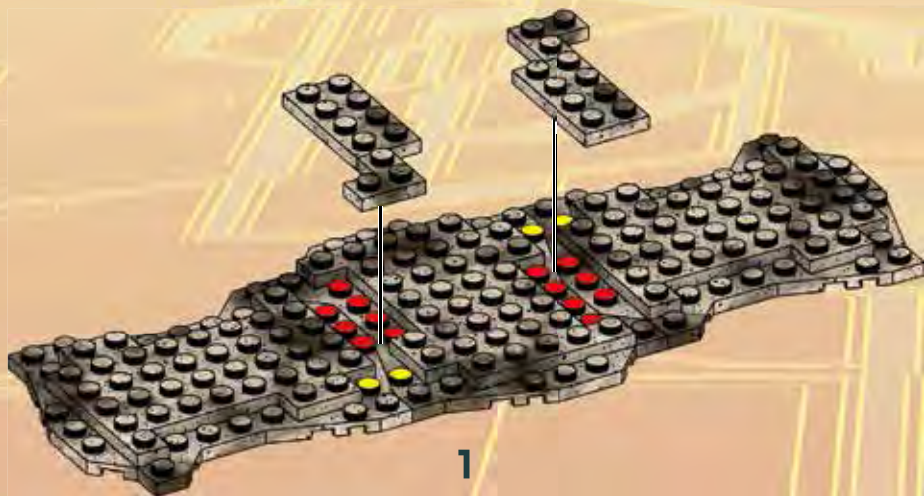
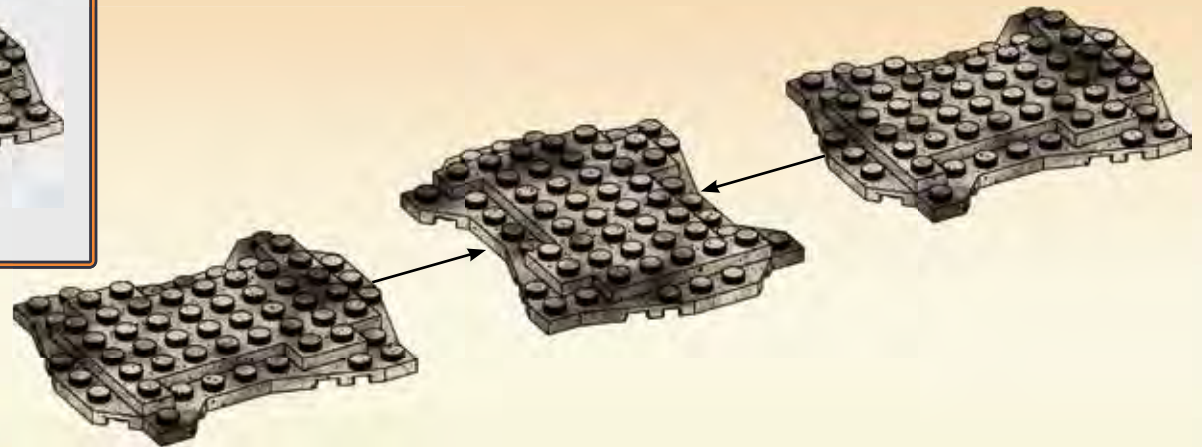
2X



1



2



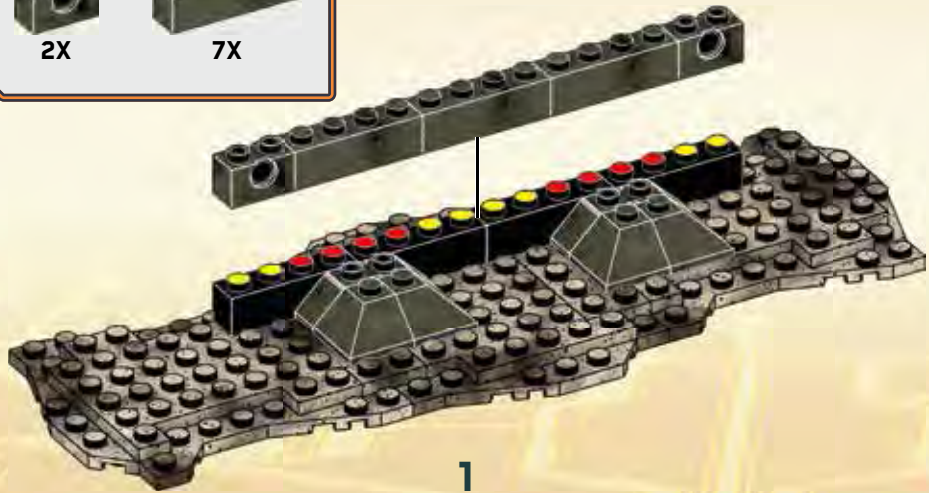
3



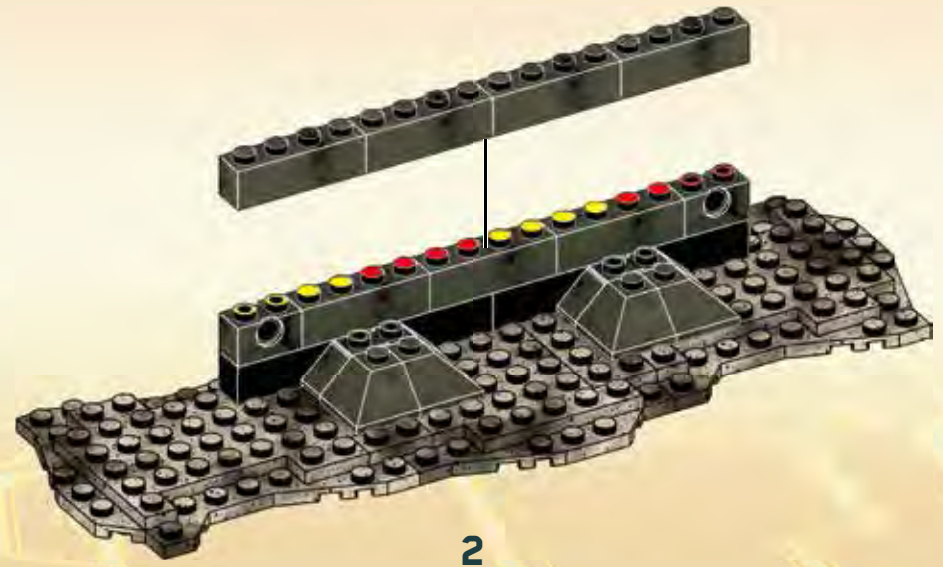
2X



7X



1



2

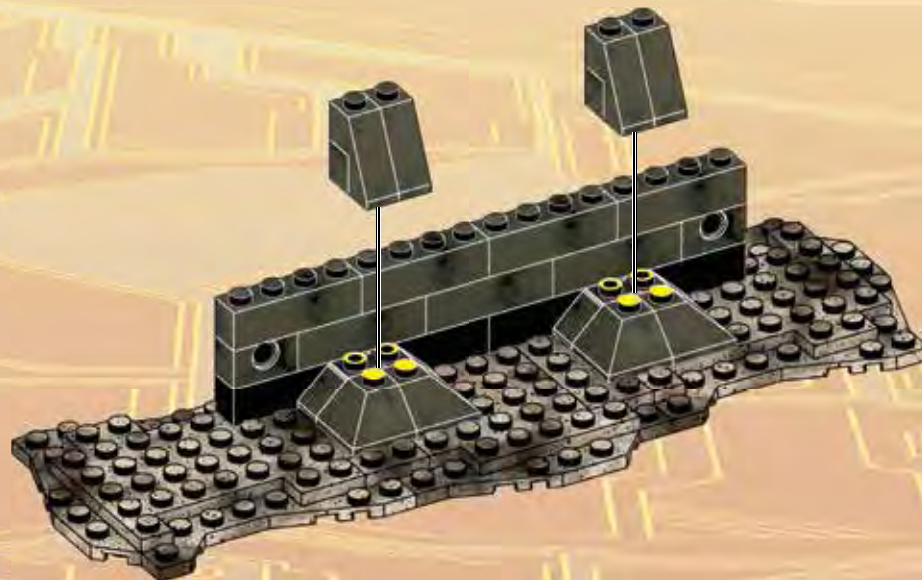
4



2X



4X



x2



5



2X



4X



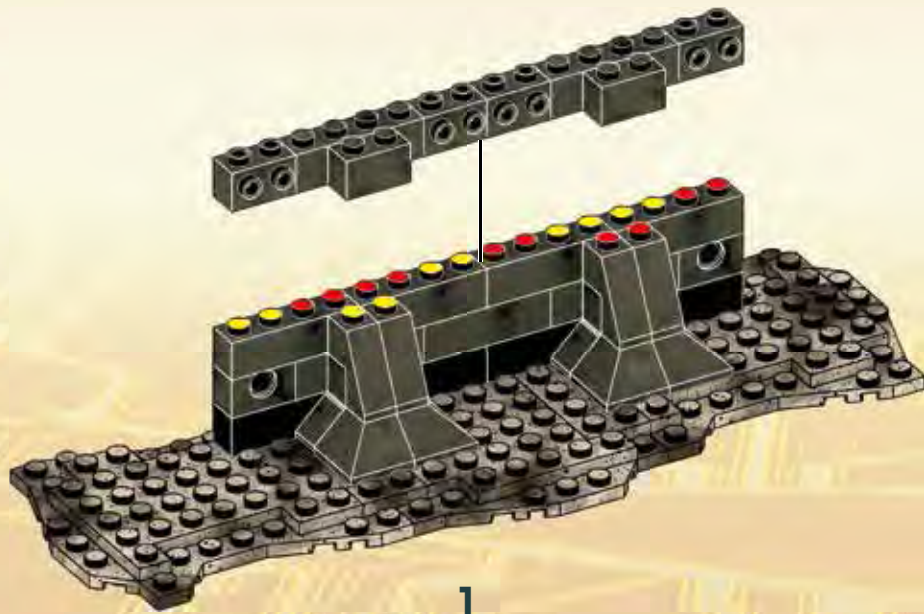
4X



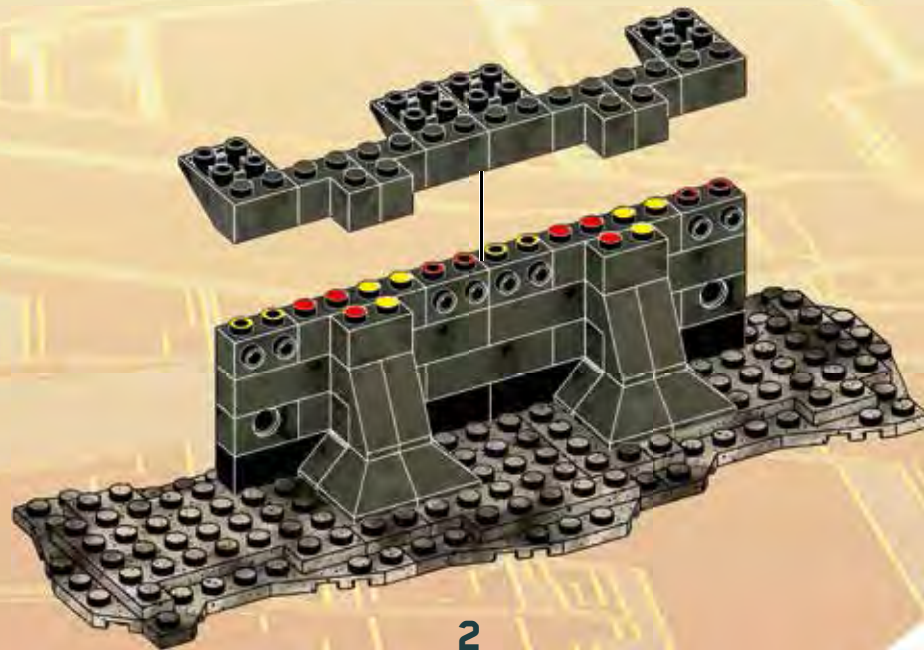
4X



2 X

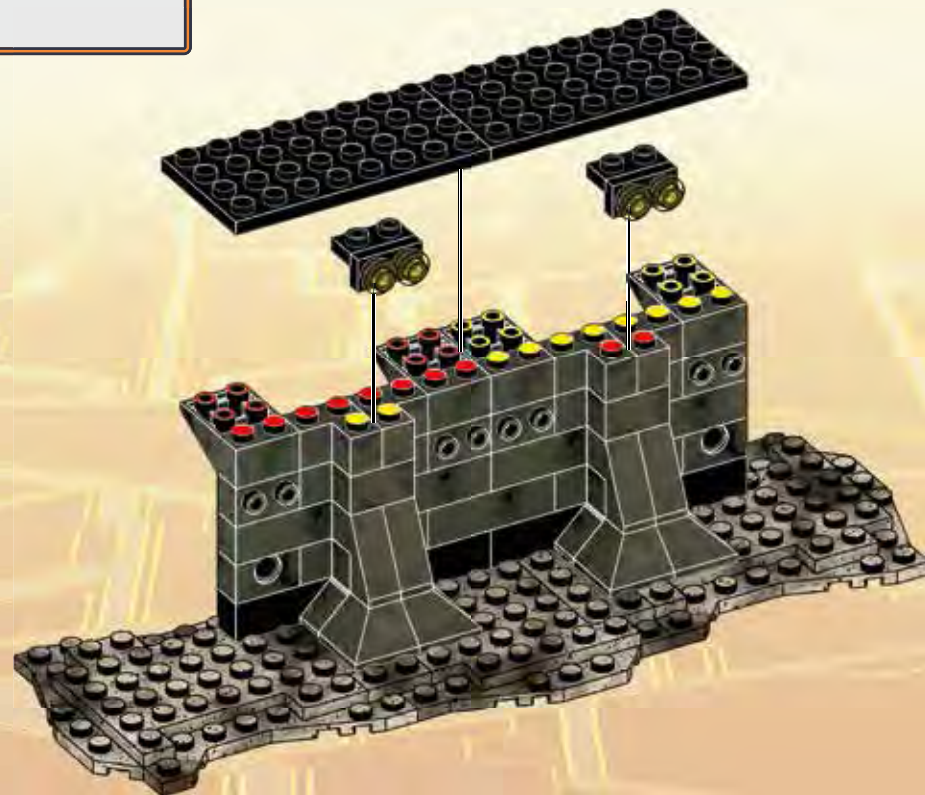



1



2

6



7



8



2X



1X



2X




2X



2X



2X





1

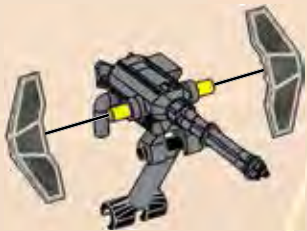
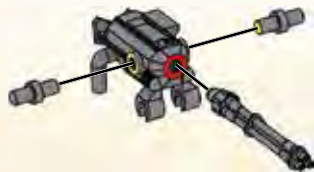


2

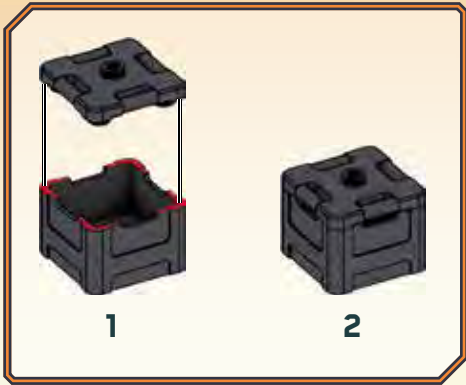
9



10



11



6 rebuild ideas! 6 idées de construction! 16 ideas para construirlo!




megaconstrux.com

Most models can be built one at a time.
La plupart des modèles peuvent être construits un à la fois.
La mayoría de modelos se pueden construir de uno en uno.
A maioria dos modelos pode ser construída separadamente.
La maggior parte dei modelli possono essere realizzati uno per volta.
Die meisten Modelle können eines nach dem anderen gebaut werden.
Większości modeli nie da się budować jednocześnie z innymi.
De meeste modellen kunnen één voor één gebouwd worden.
Большинство моделей могут быть собраны по одной за раз.
De fleste modeller kan bygges enkeltvis.
De flesta modeller kan byggas en i taget.
De fleste modellene kan bygges en om gangen.
Useimmat mallit voidaan rakentaa yksi kerrallaan.
Τα περισσότερα μοντέλα μπορούν να κατασκευασθούν ένα ένα.
Modellerin çoğu ayrı ayrı inşa edilmeyi gerektirebilir.
大多數型號可一次性建構
ほとんどのモデルは、一度に一つを組み立てることができます。
تباع كل منها على حدة وتخضع لتوفرها.



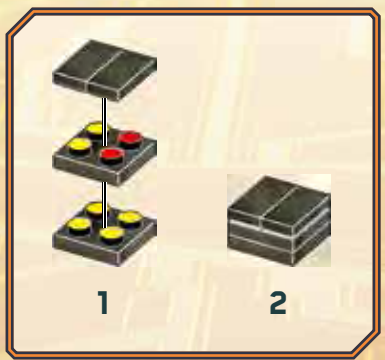
1

- 2X
- 2X
- 1X
- 1X
- 2X
- 5X
- 2X



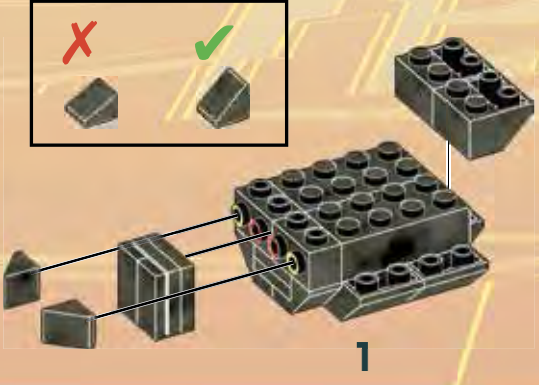
2

- 2X
- 2X
- 2X
- 2X
- 2X
- 1X




3


- 2X
- 1X
- 2X
- 2X
- 1X




4




5



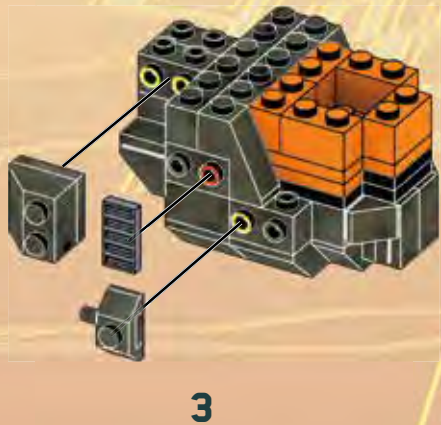
6



7



8



9



10

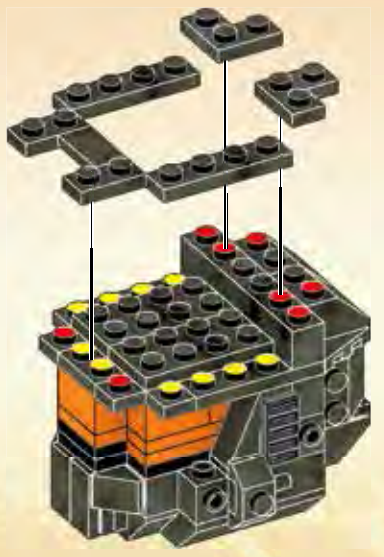

- 1X [1x1x2 Technic Brick]
- 1X [1x1x2 Technic Brick]
- 2X [1x3x2 Technic Brick]
- 2X [1x2x2 Technic Brick]
- 1X [1x6 Technic Brick]



Assembly diagram for step 10 showing the placement of parts from the previous step onto the main structure. Two 1x2 Technic Bricks are being attached to the top surface of the model.

11

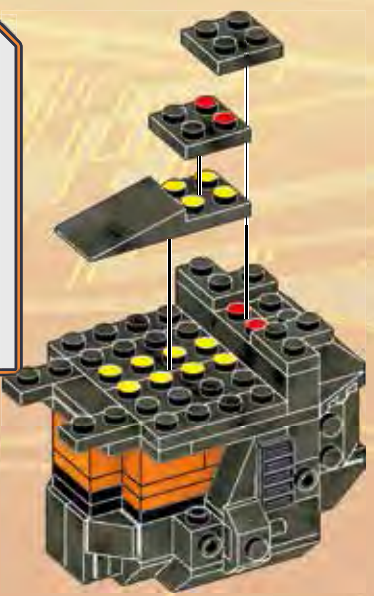
- 1X [1x2 Technic Brick]
- 2X [1x2 Technic Brick]
- 2X [1x3 Technic Brick]
- 2X [1x4 Technic Brick]



Assembly diagram for step 11 showing the placement of parts from the previous step onto the main structure. A 1x2 Technic Brick and two 1x3 Technic Bricks are being attached to the top surface.

12

- 2X [1x2x2 Technic Brick]
- 1X [1x3 Technic Brick]



Assembly diagram for step 12 showing the placement of parts from the previous step onto the main structure. Two 1x2x2 Technic Bricks and one 1x3 Technic Brick are being attached to the top surface.

13

- 2X [1x2x2 Technic Brick]
- 2X [1x2 Technic Brick]
- 2X [1x2 Technic Brick]
- 2X [1x2 Technic Brick]



Assembly diagram for step 13 showing the placement of parts from the previous step onto the main structure. Two 1x2x2 Technic Bricks and two 1x2 Technic Bricks are being attached to the top surface.



Final assembly diagram for step 13 showing the completed structure with the parts from the previous step fully attached.

HALO

Collect them all! / Collectionne-les tous ! / ¡Colecciónalos! / Coleciona! / Collezionali tutti! / Cooler Spielspaß mit allen Produkten!
Zbierz wszystkie! / Verzamel ze allemaal! / Собери их все! / Συλλογή! / Hepsini biriktir! / لنجمعها كلها!



FDY37



FDY38



FDY52



FDY53



FDY41



OXF01



FDY45



FDY48



OYH87



OYH88

Each sold separately and subject to availability. / Tous vendus séparément. Certains produits peuvent ne pas être commercialisés. / Se venden por separado y están sujetos a disponibilidad. / Vendidos em separado e sujeitos à disponibilidade. / Ognuno in vendita separatamente secondo disponibilità. / Alle Artikel separat erhältlich. Einige Artikel werden nicht in allen Ländern vertrieben. / Sprzedawane oddzielnie w zależności od dostępności. / Per stuk verkrijgbaar en niet overal leverbaar. / Каждый продукт продается отдельно, в зависимости от наличия. / Sælges separat og så længe lager haves. / Alla delar säljs separat så långt lagret räcker. / Hver leke selges separat så langt lageret rekker. / Jokainen myydään erikseen, saatavuus voi vaihdella. / Το καθένα πωλείται ξεχωριστά και ανάλογα με τη διαθεσιμότητα. / Her biri ayrı ayrı ve stoklara bağlı olarak satılır. / 每件单独出售，并且视库存情况而定。 / それぞれ在庫状況に従って個別に販売されます。 / تباع كل منها على حدة وتخضع لتوفرها.

MEGA CONSTRUX™

Build Beyond™

Au-delà de la construction !

¡Construye sin límites!

Mais do que Construção!

Costruisci oltre ogni limite!

Es gibt keine Grenzen!

Więcej niż budowanie!

Meer dan alleen bouwen!

Больше, чем конструктор!

Χτίσε έναν ολόκληρο κόσμο!

Hayallerini İnşa Et!

لنبني .. وأكثر!

©2016, MEGA Brands Inc. &™ MEGA Brands Inc. CONSTRUX™ is owned by
Mattel and used under license. CONSTRUX™ appartient à Mattel et est
utilisée sous licence. Printed in Canada D-FDY56-01



megaconstrux.com

