

MEGA  
CONSTRUX™

★ American Girl®

Isabelle's  
Dance  
Studio



FDY90

# LET'S GET STARTED

IT'S TIME TO BUILD YOUR STORY



P.3

MEET ISABELLE



P.4

START BUILDING



P.7

ISABELLE'S ACTIVITIES



P.38

# IT'S TIME TO BUILD YOUR STORY

The journey begins when you open the box. Find everything you need to build your story, and get ready to start building!

Take all the bags of pieces out of the box—you're almost ready to start building. Make sure you have your instructions handy!

Let's get organized! Take all the pieces out of the bags and lay them out where you can see them. Be careful not to lose any.

Pull the tab to take your American Girl mini figure out of the window.



## Meet Isabelle!

Girl of the Year® Isabelle Palmer is a talented dancer who attends Anna Hart School of the Arts. It's the perfect place for Isabelle—she takes ballet and modern dance along with classes like English and math. Today she stops in the dance studio early. It's open and airy, with tall windows that let sunlight stream in.

*I have so much to do, thinks Isabelle. Practicing for the recital, helping with costumes, and writing a paper for English class. I'm not sure how I'm going to get it all done.*

### **She dances to her own beat.**

Isabelle plugs her phone into the docking station and searches for her favorite song. Hitting play, she walks to the barre and warms up, sweeping her leg side to side in time to the music.

At her favorite part of the song, Isabelle steps and spins into the center of the room. Her worries fade as she dances, following the shimmering path of sunlight across the floor. With each move she feels stronger and lighter. *Ahhh, she thinks. That's much better!*



### **Isabelle gets inspired.**

During ballet class, a woman plays the piano while the dancers rehearse. Sometimes Isabelle imagines all the dancers who came before her who have practiced the very same poses. It makes her feel part of something big and beautiful!

Read more about Grace in her books from American Girl.



# YOUR BUILDABLE FIGURE



**DID YOU KNOW THAT YOU CAN PERSONALIZE YOUR AMERICAN GIRL MINI FIGURES?**

Collect them all, then mix and match pieces from each to customize them. Use the different parts and accessories to change their look and style. You can even create totally new characters that look like you and your friends!



Each sold separately and subject to availability.



# START BUILDING



Time to practice!  
Build Isabelle's studio wall.

1



1x



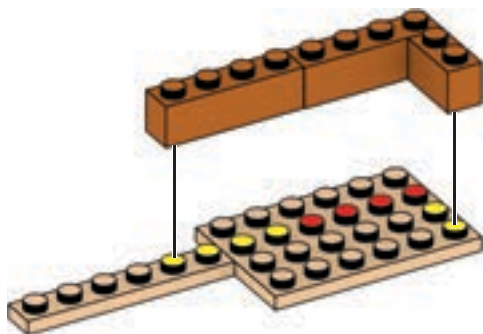
2x



1x



1x



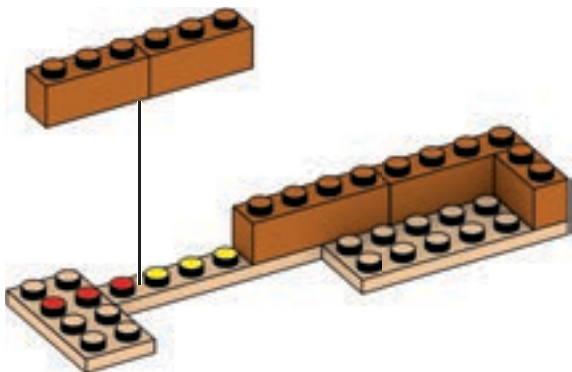
2



2x



1x





3



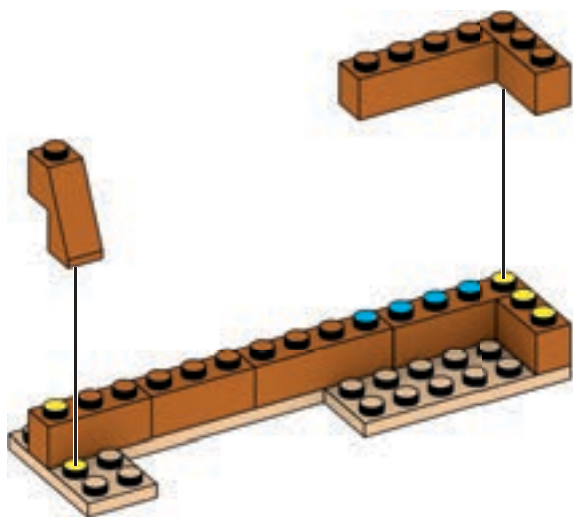
1x



1x



1x








4



1x





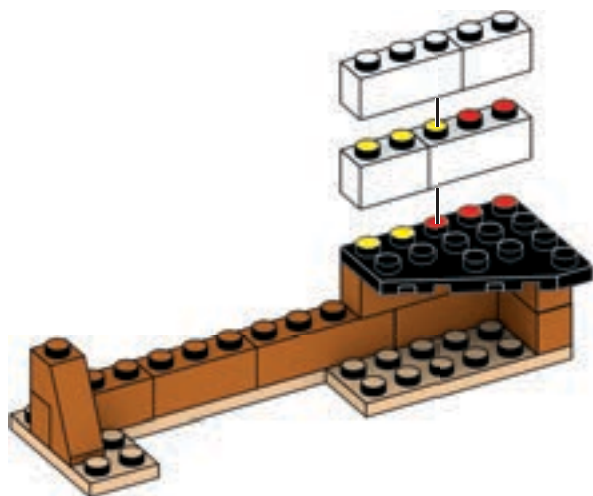
5



2x



2x





6



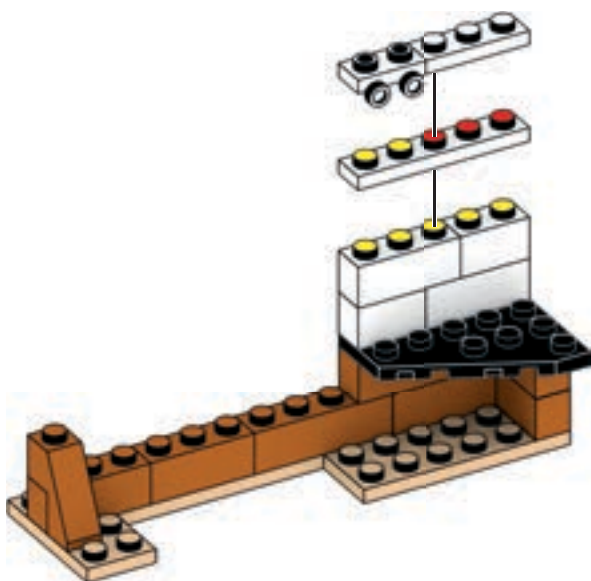
1x



1x



1x





7




1x



1x



1x

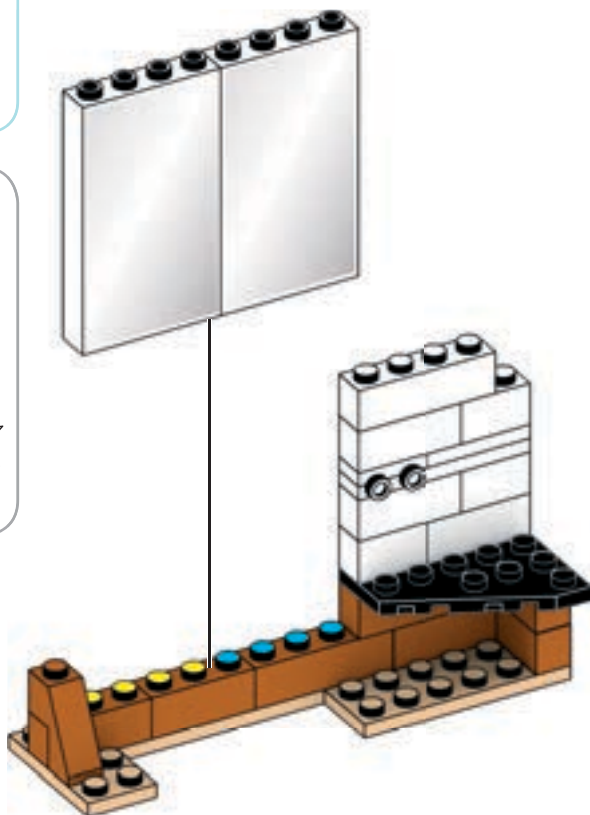




8



2x

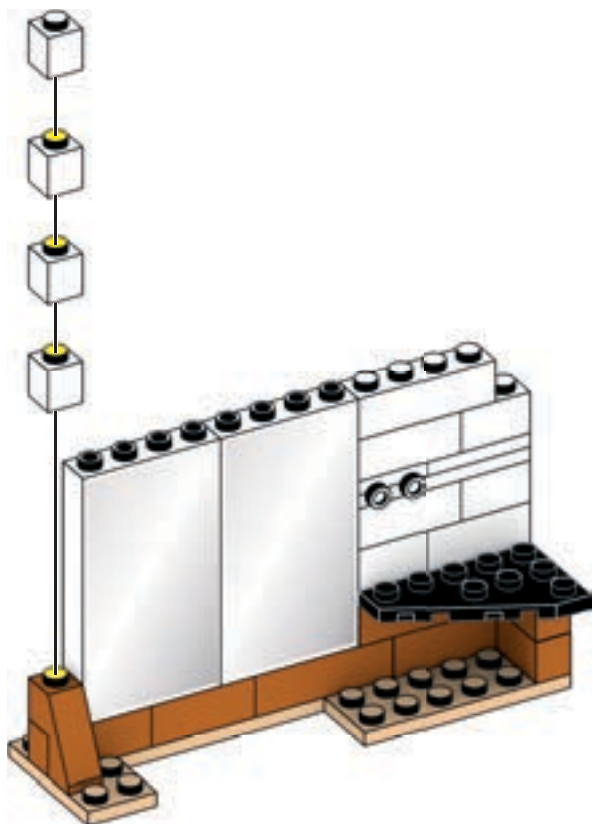




9



4x





10



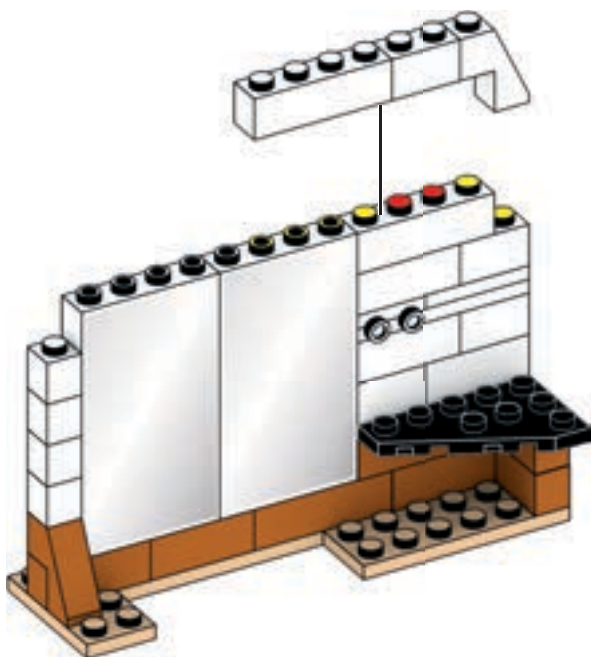
1x



1x



1x






11



1x



1x








12



2x



4x

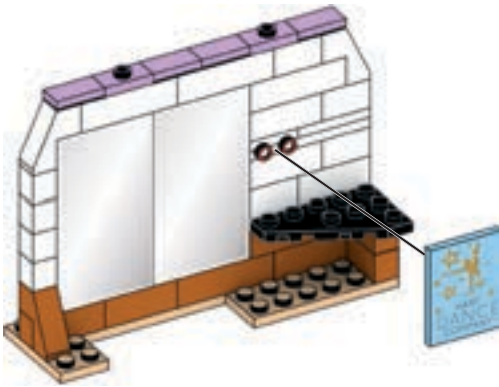




13



1x



1



2



## BUILDING TIP

Let's add some personality to this wall! Use both hands when mounting the poster. Place one hand behind the playset to hold it securely, and use your other hand to snap the poster into place. That looks terrific!





14



2x



2x



2x



1x



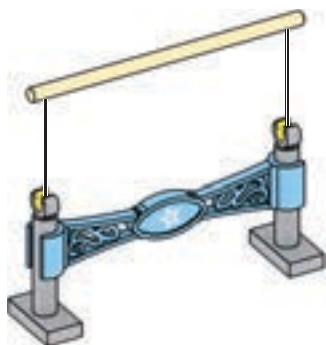
1x



x2



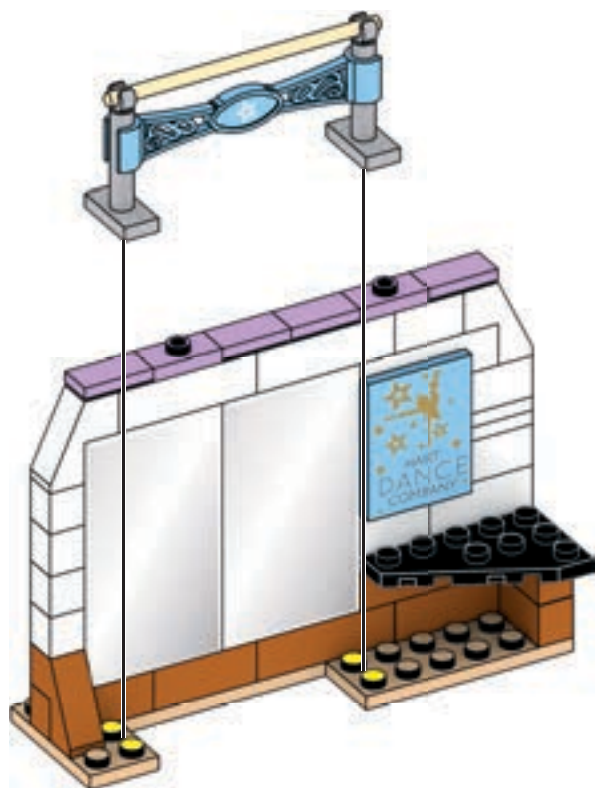
1



2



15





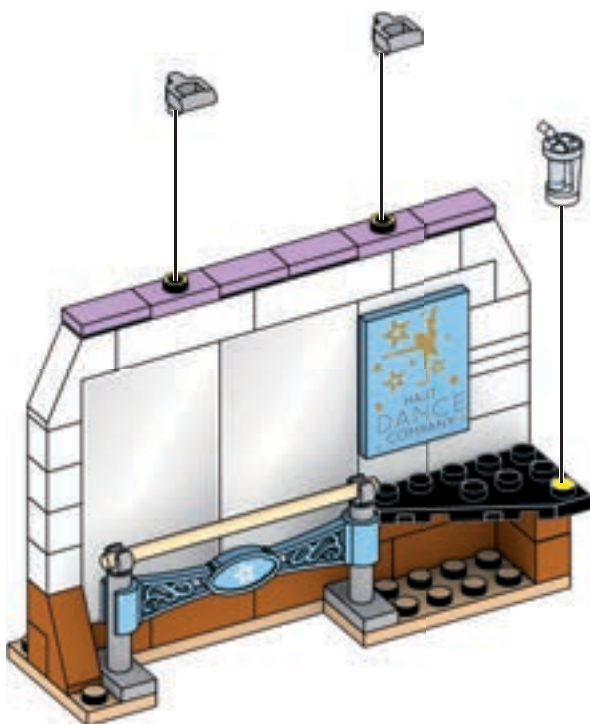
16



2x



1x





17

2x

2x

2x

2x

2x

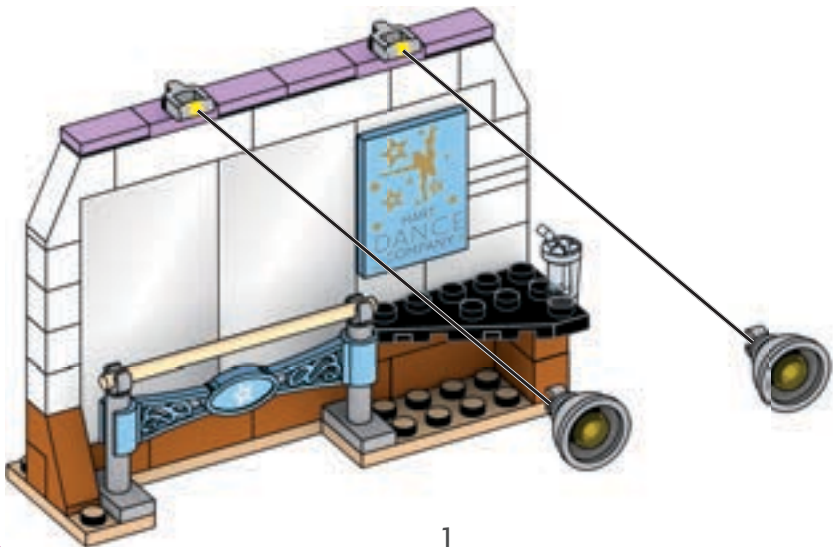


1

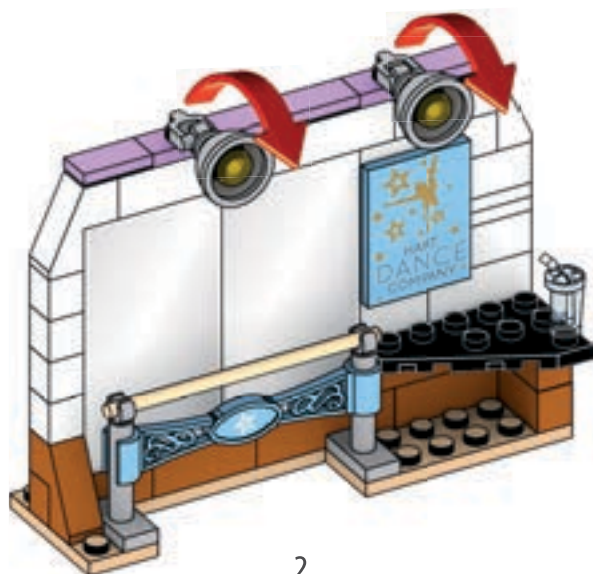


2

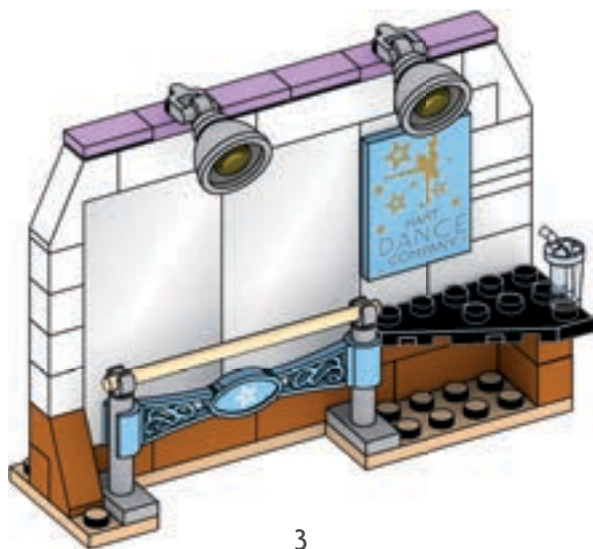
x2



1



2



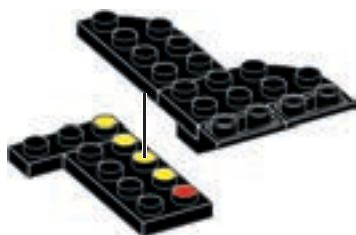
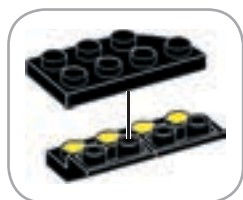

3



18




Make a piano for Isabelle's studio!



## BUILDING TIP

The trick to this step is alignment. When putting the piano together, count out the five prongs of the left piece, and line them up with the five prongs (counting from the top down) on the right piece.

Great, you're keyed in!







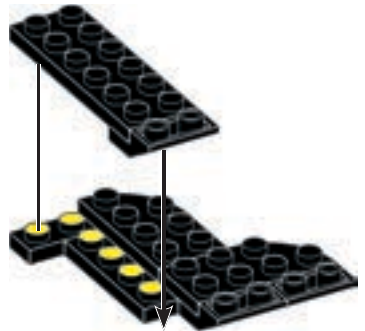
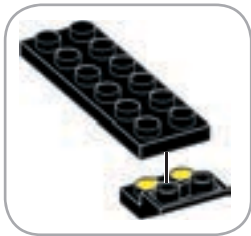
19



1x



1x



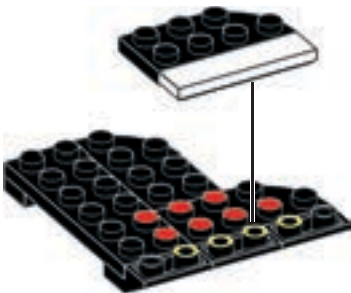
20



1x



1x



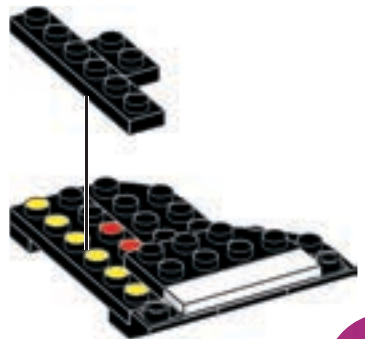
21



1x



1x







24



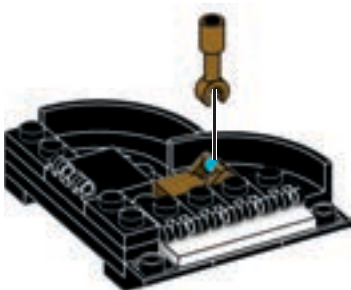
4x



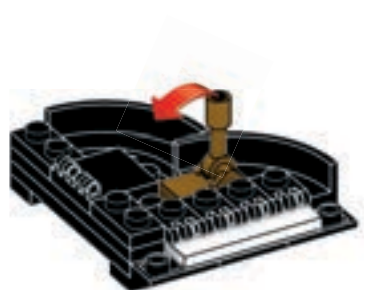
25



1x



1



2



26



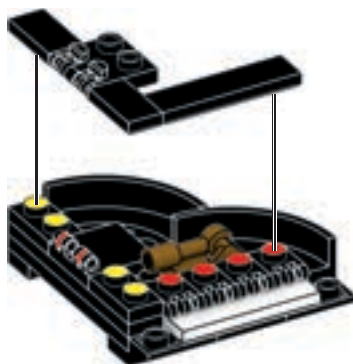
2x



1x



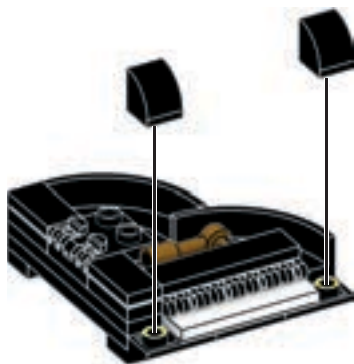
1x



27



2x



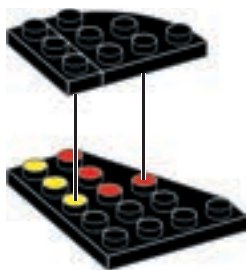

1





2




28



29



30



1



2



31



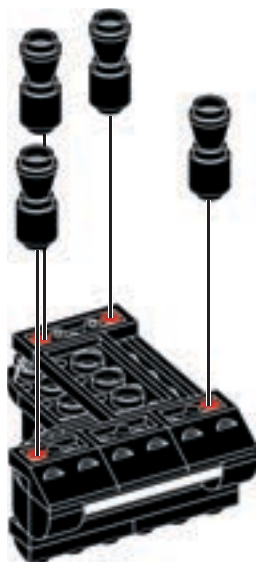
4x



4x



x4



1



2



## BUILDING TIP

Don't flip out! Just turn the piano upside down to attach its leg posts.





32



1



2



3



33



4x



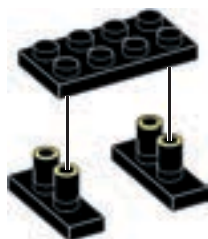
2x



1x



x2



Give Isabelle more music to dance to! Build her music player and bench.

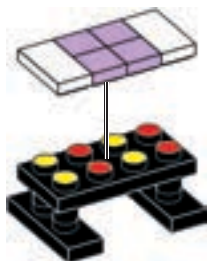
34



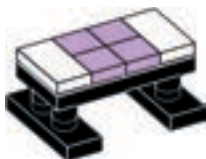
2x



2x



1




2



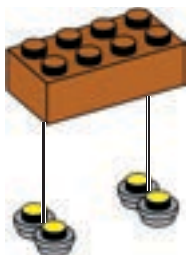


35



4x

1x



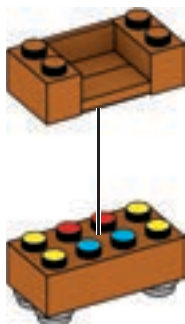
36



1x

1x

2x

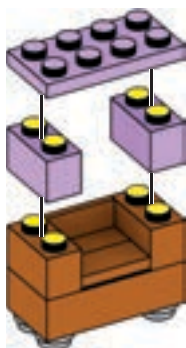


37



2x

1x





38



1x



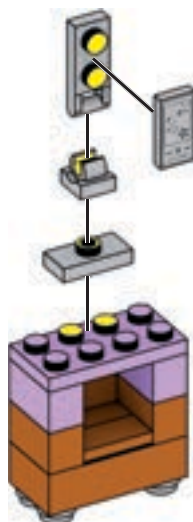
1x



1x



1x



39



2x



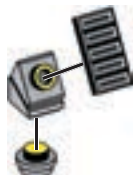
4x



2x



1

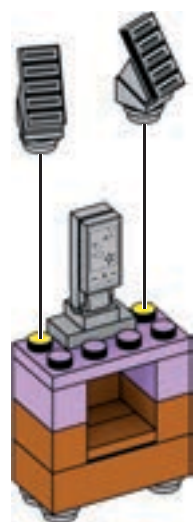


2



3

x2





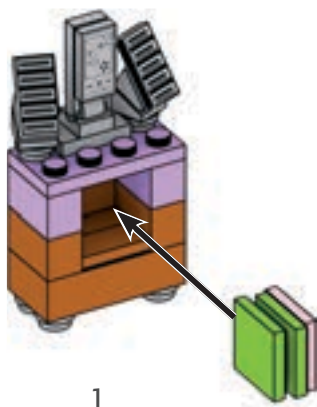
40



2x



1x



1

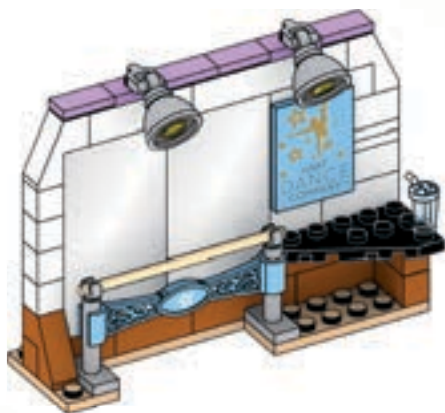


2



# GREAT JOB!

You've built  
Isabelle's Dance Studio!



# CREATE YOUR STORY

You can create even more American Girl stories online.  
Build your own stories and discover what other girls have  
created. Because together, we build beyond!



# ISABELLE'S ACTIVITIES

## Dance Designs

One costume is slightly different from the others. Can you find it?



1



2



3



4



5



6



7




8



9



10



11



12



13



14




15


Answer: 11

## Draw the Ballet Shoes


🌸 Practice here! 🌸




1. Draw a bent oval and a curve.



2. Draw two curves and a heel.




3. Add the bows and inside line.



# Star Search

Some of these stars have an identical twin.  
Draw a line from a star to its match.



Answer:



## Make a Sparkly Self-Portrait

Draw a picture of yourself doing an activity that makes you feel special and strong.



2x AM75332ZD  
 6x AM0113APG  
 2x AM0113ZD  
 2x AM18560APG  
 1x AM19999APG  
 4x AM72001APG  
 2x AM19650APG  
 4x AM09105F  
 4x AM17062APG  
 4x AM74397F  
 4x AM08412F  
 4x AM0910F  
 4x AM101086E  
 2x AM07659F  
 1x AM18901ATH  
 2x AM17070APG

1x AM07590APG  
 2x AM07590NL  
 2x AM76413NL  
 4x AM022501NL  
 1x AM77206ATH  
 2x AM09198F  
 2x AM022501E  
 2x AM022501F  
 1x AS-FDY90-01  
 1x AM022501ARC  
 1x AM07228ARC  
 3x AM09393F  
 1x AM76467E  
 4x AM09013E  
 2x AM09013NL  
 3x AM09013ARC

1x AM16954APG  
 2x AM72233APG  
 2x AM18658E  
 1x AM18658ARC  
 1x AM73035WV  
 2x AM73025APG  
 1x AM0948NU  
 2x AM0948JS  
 1x AM09267F  
 1x AM09268F  
 3x AM18223F  
 2x AM74298F  
 3x AM10314F

1x AM01314E  
 3x AM16384ARC  
 3x AM16384E  
 1x AM03772F  
 1x AM09838F  
 1x AM09838E  
 3x AM101087E  
 3x AM101087ARC  
 1x AM09033ARC  
 1x AS-DPK83-06  
 1x AM09493AMR  
 2x AM09493F

1x AM09493NL  
 2x AM17056F  
 1x AM03324F  
 2x AM03323F  
 2x AM77596F  
 1x AS-FDY90-02  
 1x AM07475E  
 1x AM18280F  
 1x AM18281F  
 2x AS-FDY90-04



2x  
AM09292F



1x  
AM09292AMR



1x  
AM01480F



1x  
AM17055AMR



1x  
AM18259DR



1x  
AS-FDY90-03



1x  
FIG-FDY90-A



1x  
AX-FDY90-01

D714, 887 Patent pending.  
Brevet en instance.

Please read these instructions carefully before first use and keep them for future reference.

© 2016 American Girl. All rights reserved.

All American Girl marks are trademarks of American Girl.



**WARNING :**  
CHOKING HAZARD. Small parts.  
Not for children under 3 years.



Collect them all!



FDY88



FDY95



FDY96



FDY98



FDY97

Each sold separately and subject to availability.

# MEGA CONSTRUX™

Build Beyond™

Au-delà de la  
construction!

¡Construye sin límites!

Mais do que Construção!

Costruisci oltre ogni limite!

Es gibt keine Grenzen!

Więcej niż budowanie!

Meer dan alleen bouwen!

Больше, чем конструктор!

Χτίσε έναν ολόκληρο κόσμο!

Hayallerini İnşa Et!

لنبنی .. وأكثر!



©2016, MEGA Brands Inc. & ™ MEGA Brands Inc.  
CONSTRUX™ is owned by Mattel and used under license.  
Printed in China AD-FDY90-DOM02



[play.megaconstrux.com](http://play.megaconstrux.com)

